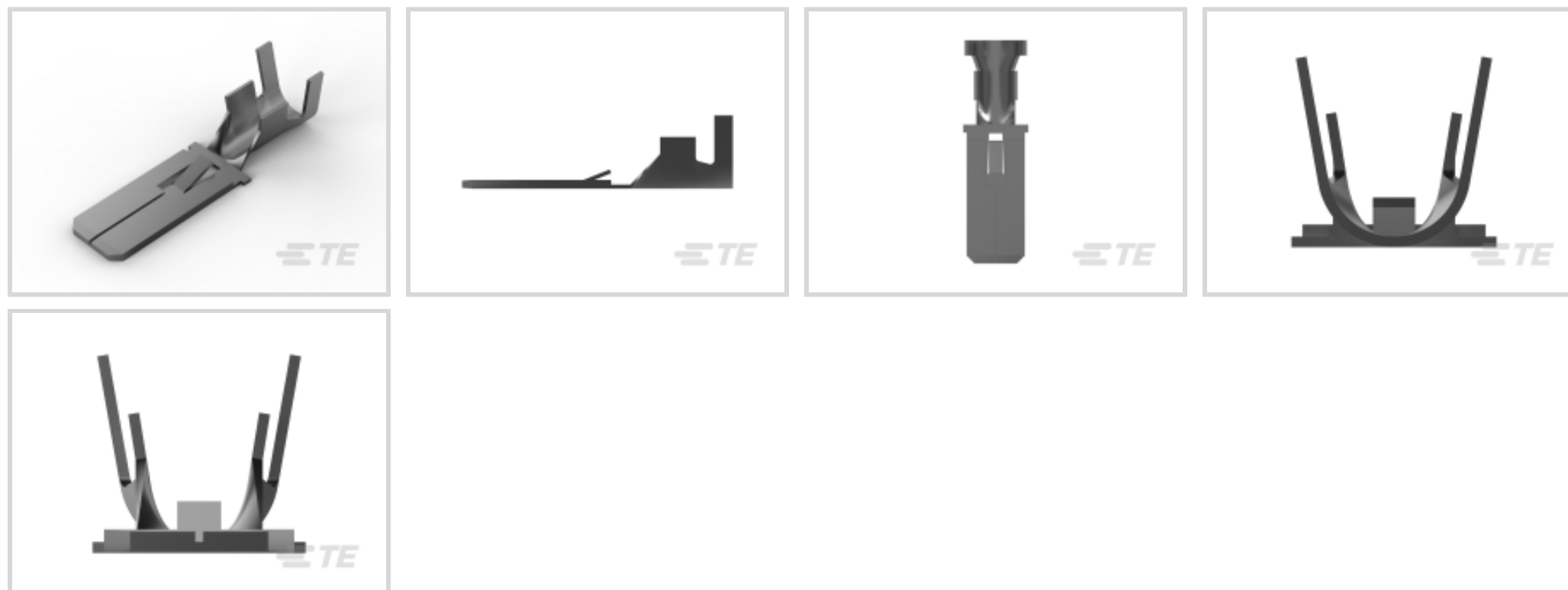




Terminals & Splices > Quick Disconnects



Quick Disconnect Terminal Type: **Tab**

Wire Size: **5 – 7 mm<sup>2</sup>**

Mating Tab Width: **9.53 mm [.375 in]**

Mating Tab Thickness: **1.22 mm [.048 in]**

## Features

### Product Type Features

Insertion Force	Normal
-----------------	--------

### Configuration Features

Connection Capacity	Single
Compatible With Wire & Cable Type	Discrete Wire

### Electrical Characteristics

Voltage Rating	250 V
----------------	-------

### Contact Features

Quick Disconnect Terminal Type	Tab
Mating Tab Width	9.53 mm [.375 in]
Mating Tab Thickness	1.22 mm [.048 in]
Terminal Orientation	Straight
Contact Base Material	Brass
Terminal Plating Material	Pre-Tin
Crimp Type	F-Crimp



Barrel Type	Open
-------------	------

### Termination Features

Product Terminates To	Wire & Cable
-----------------------	--------------

### Mechanical Attachment

Locking Lance Height	1.4 mm
----------------------	--------

Wire Insulation Support	With
-------------------------	------

Mating Retention Type	Locking Lance
-----------------------	---------------

### Dimensions

Terminal Material Thickness	.56 mm[.022 in]
-----------------------------	-----------------

Product Length	37.4 mm[1.47 in]
----------------	------------------

Compatible Insulation Diameter Range	5 – 7 mm[.197 – .276 in]
--------------------------------------	--------------------------

Wire Size	5 – 7 mm <sup>2</sup>
-----------	-----------------------

### Usage Conditions

Insulation Option	Uninsulated
-------------------	-------------

Operating Temperature Range	-40 – 110 °C[-40 – 230 °F]
-----------------------------	----------------------------

### Industry Standards

UL Flammability Rating	UL 94V-2
------------------------	----------

### Packaging Features

Packaging Quantity	1000
--------------------	------

Packaging Method	Strip/Reel
------------------	------------

### Other

Terminals & Splices Comment	According to DIN 46343, Part 4
-----------------------------	--------------------------------

### Product Compliance

[For compliance documentation, visit the product page on TE.com>](#)

EU RoHS Directive 2011/65/EU	Compliant
------------------------------	-----------

EU ELV Directive 2000/53/EC	Compliant
-----------------------------	-----------

China RoHS 2 Directive MIIT Order No 32, 2016	No Restricted Materials Above Threshold
---	---

EU REACH Regulation (EC) No. 1907/2006	Current ECHA Candidate List: JUNE 2023 (235) Candidate List Declared Against: JUNE 2023 (235) Does not contain REACH SVHC
--	---














Halogen Content	Low Halogen - Br, Cl, F, I < 900 ppm per homogenous material. Also BFR/CFR/PVC Free
Solder Process Capability	Not applicable for solder process capability

Product Compliance Disclaimer

This information is provided based on reasonable inquiry of our suppliers and represents our current actual knowledge based on the information they provided. This information is subject to change. The part numbers that TE has identified as EU RoHS compliant have a maximum concentration of 0.1% by weight in homogenous materials for lead, hexavalent chromium, mercury, PBB, PBDE, DBP, BBP, DEHP, DIBP, and 0.01% for cadmium, or qualify for an exemption to these limits as defined in the Annexes of Directive 2011/65/EU (RoHS2). Finished electrical and electronic equipment products will be CE marked as required by Directive 2011/65/EU. Components may not be CE marked. Additionally, the part numbers that TE has identified as EU ELV compliant have a maximum concentration of 0.1% by weight in homogenous materials for lead, hexavalent chromium, and mercury, and 0.01% for cadmium, or qualify for an exemption to these limits as defined in the Annexes of Directive 2000/53/EC (ELV). Regarding the REACH Regulation, the information TE provides on SVHC in articles for this part number is based on the latest European Chemicals Agency (ECHA) 'Guidance on requirements for substances in articles' posted at this URL: <https://echa.europa.eu/guidance-documents/guidance-on-reach>

### Compatible Parts

 <p>TE Part # 151667-2 FF 375 REC 4-6MM2 TPBR</p>	 <p>TE Part # 280755-4 FF 375 REC 6-10MM2 TPPB</p>	 <p>TE Part # 280756-4 FF 375 REC 3-6MM2 TPPB</p>	 <p>TE Part # 180352-2 FF 250 TAB 4-6MM2 PTBR</p>
 <p>TE Part # 280756-2 FF 375 REC 3-6MM2 TPBR</p>	 <p>TE Part # 280075-2 FF 375 TAB 3-6MM2 PTBR</p>	 <p>TE Part # 280755-2 FF 375 REC 6-10MM2 TPBR</p>	 <p>TE Part # 281091-2 FF 375 REC 6-10MM2 TPBR</p>
 <p>TE Part # 280080-1 FF 250 TAB 4-6MM2 BR</p>	 <p>TE Part # 170268-2 FF 375 REC 6-10MM2 TPBR</p>	 <p>TE Part # 280075-4 FASTIN-FASTON STRIP</p>	


### Also in the Series | FASTIN-FASTON 375



Crimp Terminal Housings(9)

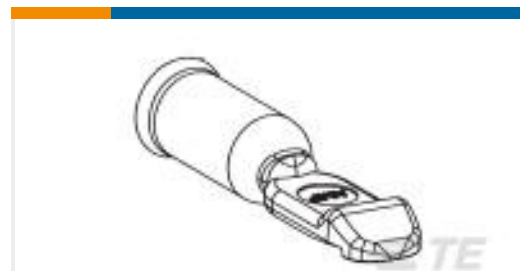
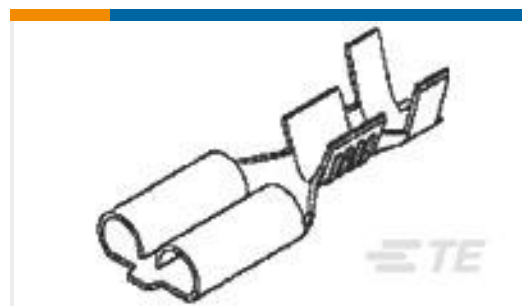
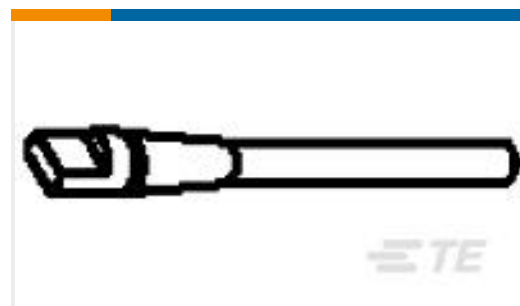


Insertion &amp; Extraction Tools(1)



Quick Disconnects(20)

## Customers Also Bought

TE Part #3-1393250-7  
W28-XQ1A-4=W28-TE Part #647879-1  
SERIES 50&75 CONTACT,10-12 AWGTE Part #41126  
RING 12-10 AWG TPBRTE Part #281091-2  
FF 375 REC 6-10MM2 TPBRTE Part #170258-1  
FF 250 REC 14-12AWG BR REREELINGTE Part #936054-1  
CAVITY PLUG(ECU 40P&81P ASSY)TE Part #3-1393250-2  
W28-XQ1A-2=W28-TE Part #1355290-1  
9,5 TAB HOUSING 2POS,BLACKTE Part #2600046-1  
18CCT RECEP BLACK KEYING A W /SEALTE Part #1-967630-3  
FLACHSTE-GEH2,8 21P

## Documents

### Product Drawings

[FF 375 TAB 6-10MM2 PTBR](#)

English

### CAD Files

[3D PDF](#)

[3D](#)

[Customer View Model](#)

[ENG\\_CVM\\_CVM\\_280074-2\\_N.2d\\_dxf.zip](#)



English

**Customer View Model**

[ENG\\_CVM\\_CVM\\_280074-2\\_N.3d\\_igs.zip](#)

English

**Customer View Model**

[ENG\\_CVM\\_CVM\\_280074-2\\_N.3d\\_stp.zip](#)

English

By downloading the CAD file I accept and agree to the [Terms and Conditions](#) of use.

---

### Datasheets & Catalog Pages

[1654742\\_HOUSEHOLD\\_APPLIANCES\\_RAST5](#)

English

---

### Product Specifications

[FASTIN-FASTON CONN. .110 INCH, .187 INCH, .250 INCH, .375 INCH SRS.](#)

English

**Product Specification**

English

**Product Specification**

English

[.070 MLC Frame for New Panel Instruments](#)

English

**Product Specification**

English

["375" SERIES FASTIN FASTON 2 POS. CONNECTOR](#)

Japanese

**Product Specification**

Japanese

["375" SERIES FASTIN FASTON 2 POS. CONNECTOR](#)

English

---

### Product Environmental Compliance

**Product Compliance Document**

English

**Product Compliance Document**

English