



Relays, Contactors & Switches > Relays > Power Relays



Power Relay Type: **Solid State**

Contact Arrangement: **1 Form A (SPST-NO)**

Relay Mounting Type: **Panel Mount**

Features

Product Type Features

Output Type	AC
Power Relay Type	Solid State

Configuration Features

Output Switching	Zero
------------------	------

Electrical Characteristics

Output Voltage (Max)	480 V
Input Voltage Typical	90 – 280 VAC
Output Voltage Rating (AC Relays)	48 – 480 Vrms
Output Current Rating	.1 – 50 Arms
Input Voltage	90 – 280 VAC
Output Current (Min)	.1 A

Body Features

Product Weight	506 g[17.8 oz]
Case Color	Black

Contact Features

Switch Arrangement	1 Form A (SPST-NO)
Contact Arrangement	1 Form A (SPST-NO)



Termination Features

Relay Termination Type	Screws
------------------------	--------

Mechanical Attachment

Coupling	Optical
Relay Mounting Type	Panel Mount

Housing Features

Relay Housing Style	Hockey Puck
---------------------	-------------

Dimensions

Dimensions (L x W x H) (Approximate)	104 x 37 x 73.5 mm[4.1 x 1.5 x 2.9 in]
--------------------------------------	--

Usage Conditions

Operating Temperature Range	-30 – 80 °C
-----------------------------	-------------

Operation/Application

R-Switch & slimSSR Relays	No
---------------------------	----

Product Compliance

For compliance documentation, visit the product page on TE.com>

EU RoHS Directive 2011/65/EU	Compliant
EU ELV Directive 2000/53/EC	Compliant with Exemptions
China RoHS 2 Directive MIIT Order No 32, 2016	No Restricted Materials Above Threshold
EU REACH Regulation (EC) No. 1907/2006	Current ECHA Candidate List: JUNE 2023 (235) Candidate List Declared Against: JUNE 2023 (235) Does not contain REACH SVHC
Halogen Content	Low Halogen - Br, Cl, F, I < 900 ppm per homogenous material. Also BFR/CFR/PVC Free
Solder Process Capability	Not reviewed for solder process capability

Product Compliance Disclaimer

This information is provided based on reasonable inquiry of our suppliers and represents our current actual knowledge based on the information they provided. This information is subject to change. The part numbers that TE has identified as EU RoHS compliant have a maximum concentration of 0.1% by weight in homogenous materials for lead, hexavalent chromium, mercury, PBB, PBDE, DBP, BBP, DEHP, DIBP, and 0.01% for cadmium, or qualify for an exemption to these limits as defined in the Annexes of Directive 2011/65/EU (RoHS2). Finished electrical and electronic equipment products will be CE marked as required by Directive 2011/65/EU. Components may not be CE marked. Additionally, the part numbers that TE has identified as EU ELV compliant have a maximum concentration of 0.1% by weight in homogenous materials for lead, hexavalent chromium, and mercury, and 0.01% for cadmium, or qualify for an exemption to these limits as defined in the Annexes of Directive 2000/53/EC (ELV). Regarding the REACH Regulation, the information TE provides




on SVHC in articles for this part number is based on the latest European Chemicals Agency (ECHA) ‘Guidance on requirements for substances in articles’ posted at this URL: <https://echa.europa.eu/guidance-documents/guidance-on-reach>

Compatible Parts




TE Part # 2323803-2
SSR-ACC-TH-003 = Thermal pad 3 phase


Customers Also Bought




TE Part #YHDP26-24-35PEL017
PLG, 35P, BLK, E, RNG, 16/20, P




TE Part #DTT-20-03
CRIMP TOOL




TE Part #K1007153
Toggle Switch 08-1-1-13




TE Part #DRC16-70SBE-P013UK
PLG, 70P, BLK, E, SEAL BOND, B




TE Part #2-2176245-2
CRGS1206 5% 56R




TE Part #K1002956
Toggle Switch 08-4-1-13



TE Part #K1008699
Relay 26-60-05



TE Part #HDP24-24-16SE-L015
REC, 16P, BLK, E, THD, 12, S



TE Part #SRK-PC-080-25-601
PIN, SOLID, SIZE M8, 25mm2, AG

Documents

- CAD Files
- 3D PDF
- 3D



Customer View Model

[ENG_CVM_CVM_2345984-8_A.2d_dxf.zip](#)

English

Customer View Model

[ENG_CVM_CVM_2345984-8_A.3d_igs.zip](#)

English

Customer View Model

[ENG_CVM_CVM_2345984-8_A.3d_stp.zip](#)

English

By downloading the CAD file I accept and agree to the [Terms and Conditions](#) of use.

Datasheets & Catalog Pages

[POTTER & BRUMFIELD SOLID STATE RELAYS](#)

English

[SSR3_Datasheet](#)

English

Agency Approvals

[UKCA_CERT_N84_00003_C1](#)

English