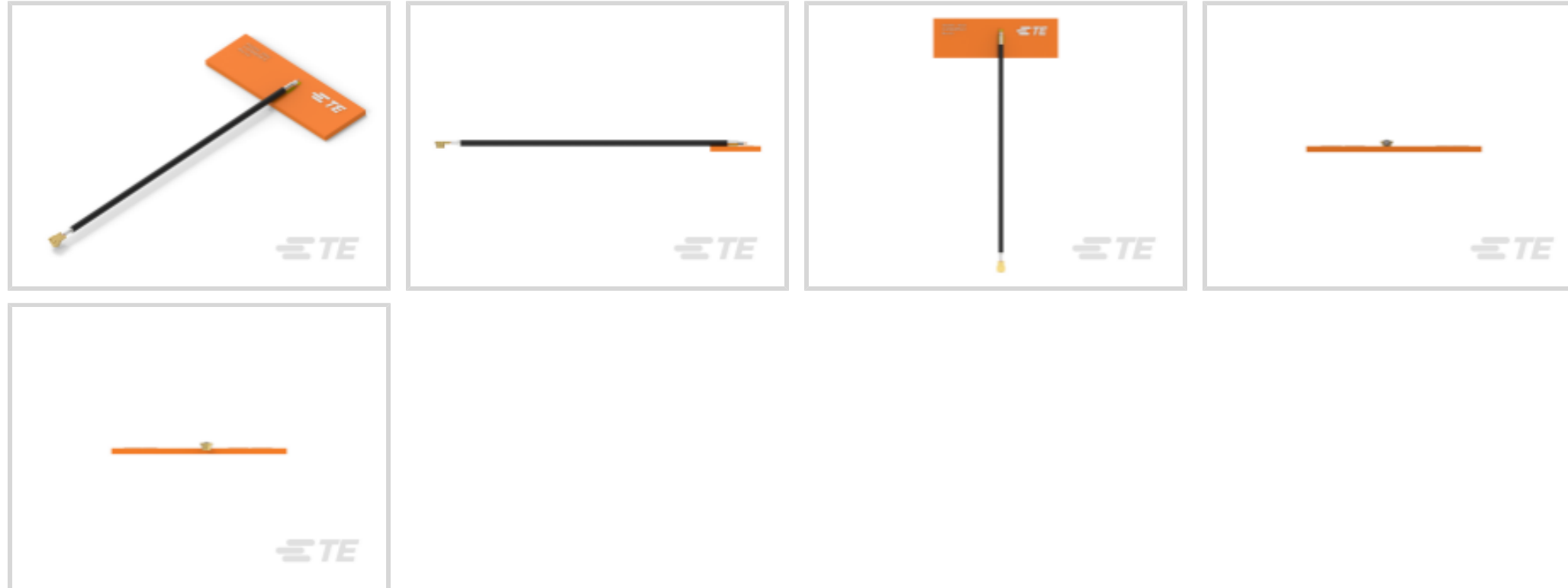




Antennas



Wireless Application: **Bluetooth, Wi-Fi, Zigbee**

Mounting Location: **Internal/Embedded**

Mounting Type: **Adhesive**

Antenna Termination: **MHF4**

Antenna Type: **PCB**

**Features**

**Product Type Features**

Antenna Termination	MHF4
---------------------	------

**Configuration Features**

Antenna Style	PCB
Mounting Location	Internal/Embedded
Antenna Type	PCB
Band Type	Dual Band
Port Configuration	Single Port

**Electrical Characteristics**

Antenna Operation	Passive
VSWR (Max)	< 2.0:1
Impedance	50 Ω

**Signal Characteristics**

Gain (Max)	5 dB
Frequency Band	2400 – 2500 MHz, 5150 – 5875 MHz
Nominal Frequency Range	2400 – 5950



Peak Gain	3 < 6 dBi
-----------	-----------

### Body Features

Product Weight	1.2 g[.042 oz]
----------------	----------------

### Mechanical Attachment

Polarization	Linear
--------------	--------

Mounting Type	Adhesive
---------------	----------

### Dimensions

Cable Insulation Diameter (Max)	.7 mm[.028 in]
---------------------------------	----------------

Cable Length	.15 m[.49 ft]
--------------	---------------

Product Diameter	1.13 mm[.044 in]
------------------	------------------

Product Width	9.5 mm[.374 in]
---------------	-----------------

Product Length	30 mm[1.181 in]
----------------	-----------------

Product Height	1 mm[.039 in]
----------------	---------------

### Operation/Application

Wireless Standard	802.11 a/b/g/n/ac/ad, Bluetooth, ZigBee & Wi-Fi
-------------------	---

Directionality	Omnidirectional
----------------	-----------------

### Industry Standards

Wireless Application	Bluetooth, Wi-Fi, Zigbee
----------------------	--------------------------

Primary Application	Wi-Fi
---------------------	-------

### Product Availability

Applicable Region	Global
-------------------	--------

### Packaging Features

Packaging Method	Bag & Box
------------------	-----------

### Other

Precision Level	Standard
-----------------	----------

### Product Compliance

[For compliance documentation, visit the product page on TE.com>](#)

EU RoHS Directive 2011/65/EU	Compliant
------------------------------	-----------

EU ELV Directive 2000/53/EC	Compliant
-----------------------------	-----------

China RoHS 2 Directive MIIT Order No 32, 2016	No Restricted Materials Above Threshold
---	---



EU REACH Regulation (EC) No. 1907/2006

Current ECHA Candidate List: JUNE 2023 (235)

Candidate List Declared Against: JAN 2023 (233)

Does not contain REACH SVHC

Halogen Content

Low Bromine/Chlorine - Br and Cl < 900 ppm per homogenous material. Also BFR /CFR/PVC Free

Solder Process Capability

Not applicable for solder process capability

Product Compliance Disclaimer

This information is provided based on reasonable inquiry of our suppliers and represents our current actual knowledge based on the information they provided. This information is subject to change. The part numbers that TE has identified as EU RoHS compliant have a maximum concentration of 0.1% by weight in homogenous materials for lead, hexavalent chromium, mercury, PBB, PBDE, DBP, BBP, DEHP, DIBP, and 0.01% for cadmium, or qualify for an exemption to these limits as defined in the Annexes of Directive 2011/65/EU (RoHS2). Finished electrical and electronic equipment products will be CE marked as required by Directive 2011/65/EU. Components may not be CE marked. Additionally, the part numbers that TE has identified as EU ELV compliant have a maximum concentration of 0.1% by weight in homogenous materials for lead, hexavalent chromium, and mercury, and 0.01% for cadmium, or qualify for an exemption to these limits as defined in the Annexes of Directive 2000/53/EC (ELV). Regarding the REACH Regulation, the information TE provides on SVHC in articles for this part number is based on the latest European Chemicals Agency (ECHA) 'Guidance on requirements for substances in articles' posted at this URL: <https://echa.europa.eu/guidance-documents/guidance-on-reach>

### Compatible Parts



TE Part # 2334884-1  
UMCC Micro-Coax receptacle, Gen 4

### Customers Also Bought



TE Part #1-968879-1  
MT2/JPT70P BUGH KPL



TE Part #2118731-2  
STD SHIELD COVER, CRS-51.30X38.60X2.00MM




TE Part #2118732-2  
STD SHIELD FRAME, CRS-50.80X38.10X5.08MM



TE Part #2344656-4  
WLAN DUAL BAND ANTENNA FPC V 200mm



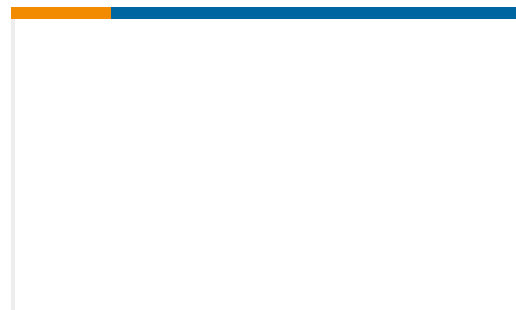
TE Part #3133610001  
TMS-SCE-3/8-2.0-0



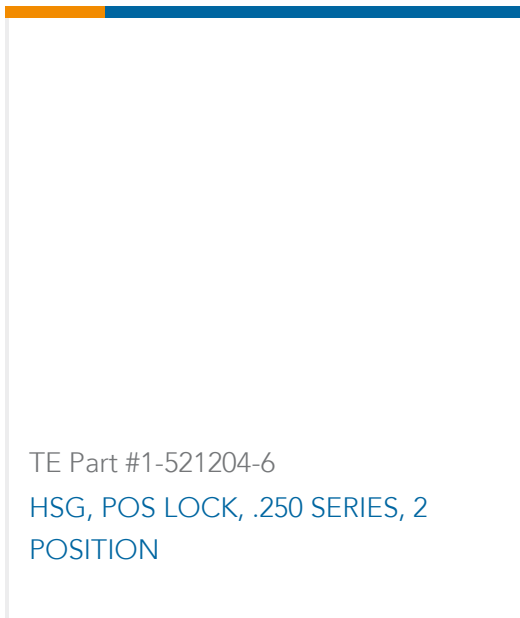
TE Part #1217084-1  
FASTON 187 PIGGY-BACK REC 22-18  
AWG TPBR



TE Part #NT-SMA-G  
Connector Nut For SMA Connectors  
Gold



TE Part #K1040809  
Toggle Switch 07-1-2-10 D 905



TE Part #1-521204-6  
HSG, POS LOCK, .250 SERIES, 2  
POSITION

## Documents

### CAD Files

#### 3D PDF

3D

#### Customer View Model

[ENG\\_CVM\\_CVM\\_2344654-7\\_B.2d\\_dxf.zip](#)

English

#### Customer View Model

[ENG\\_CVM\\_CVM\\_2344654-7\\_B.3d\\_igs.zip](#)

English

#### Customer View Model

[ENG\\_CVM\\_CVM\\_2344654-7\\_B.3d\\_stp.zip](#)

English

#### 3D PDF

3D

#### Customer View Model

[ENG\\_CVM\\_CVM\\_2344654-8\\_B.2d\\_dxf.zip](#)

English

#### Customer View Model

[ENG\\_CVM\\_CVM\\_2344654-8\\_B.3d\\_igs.zip](#)

English

#### Customer View Model

[ENG\\_CVM\\_CVM\\_2344654-8\\_B.3d\\_stp.zip](#)

English

By downloading the CAD file I accept and agree to the [Terms and Conditions](#) of use.

### Datasheets & Catalog Pages

[Datasheet 2344654-X](#)



English

---

**Product Specifications**

**Product Specification**

English

---

**Product Environmental Compliance**

**Product Compliance**

English

**Product Compliance**

English