




Connectors > Terminal Blocks & Strips > PCB Terminal Blocks



Terminal Block Connector Type: **Header**

Connector System: **Wire-to-Board**

Number of Positions: **4**

Centerline (Pitch): **3.81 mm [.15 in]**

Number of Rows: **1**

### Features

#### Product Type Features

|                                   |                       |
|-----------------------------------|-----------------------|
| Header Type                       | Fully Shrouded        |
| Terminal Block Connector Type     | Header                |
| Connector System                  | Wire-to-Board         |
| Connector & Contact Terminates To | Printed Circuit Board |

#### Configuration Features

|                        |                |
|------------------------|----------------|
| Stacking Configuration | Side Stackable |
| Number of Positions    | 4              |
| Number of Rows         | 1              |

#### Electrical Characteristics

|                   |         |
|-------------------|---------|
| Operating Voltage | 300 VAC |
|-------------------|---------|

#### Body Features

|                       |          |
|-----------------------|----------|
| Primary Product Color | Black    |
| Product Orientation   | Vertical |



### Contact Features

|                                      |                  |
|--------------------------------------|------------------|
| Contact Mating Area Plating Material | Tin              |
| Contact Base Material                | Copper Magnesium |
| Contact Current Rating (Max)         | 11 A             |

### Termination Features

|   |                       |
|---|-----------------------|
| Termination Post & Tail Length              | 1.9 mm[.075 in]       |
| Termination Method to Printed Circuit Board | Through Hole - Solder |

### Mechanical Attachment

|                         |             |
|-------------------------|-------------|
| Connector Mounting Type | Board Mount |
|-------------------------|-------------|

### Housing Features

|                    |                            |
|--------------------|----------------------------|
| Housing Material   | High Temperature Polyamide |
| Centerline (Pitch) | 3.81 mm[.15 in]            |

### Usage Conditions

|                             |                            |
|-----------------------------|----------------------------|
| Operating Temperature Range | -40 – 105 °C[-40 – 221 °F] |
|-----------------------------|----------------------------|

### Operation/Application

|                     |                |
|---------------------|----------------|
| Circuit Application | Power & Signal |
|---------------------|----------------|

### Packaging Features

|                  |     |
|------------------|-----|
| Packaging Method | Box |
|------------------|-----|

## Product Compliance


[For compliance documentation, visit the product page on TE.com>](#)

|   |  |
|---|--|
| EU RoHS Directive 2011/65/EU                  | Compliant  |
| EU ELV Directive 2000/53/EC                   | Compliant  |
| China RoHS 2 Directive MIIT Order No 32, 2016 | No Restricted Materials Above Threshold  |
| EU REACH Regulation (EC) No. 1907/2006        | Current ECHA Candidate List: JUNE 2023 (235)<br>Candidate List Declared Against: JAN 2022 (223)<br>Does not contain REACH SVHC |
| Halogen Content                               | Low Halogen - Br, Cl, F, I < 900 ppm per homogenous material. Also BFR/CFR/PVC Free  |
| Solder Process Capability                     | Reflow solder capable to 260°C   |

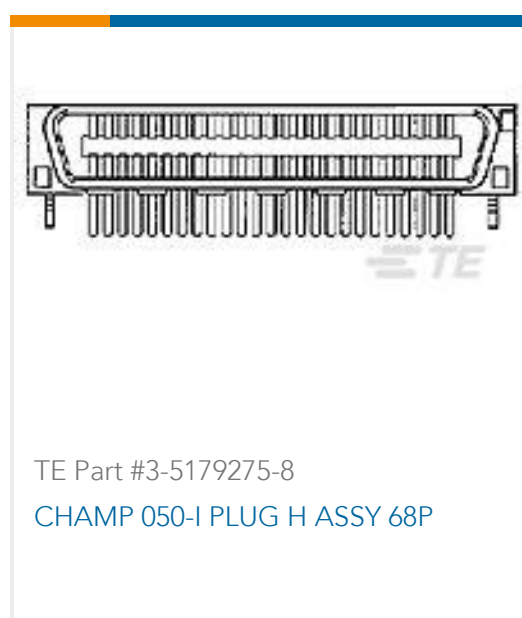
Product Compliance Disclaimer

This information is provided based on reasonable inquiry of our suppliers and represents our current actual knowledge based on the information they provided. This information is subject to change. The part numbers that TE has identified as EU RoHS compliant have a maximum concentration of 0.1% by weight in homogenous materials for lead, hexavalent chromium, mercury, PBB, PBDE, DBP, BBP, DEHP, DIBP, and 0.01% for cadmium, or qualify for an exemption to these limits as defined in the Annexes of Directive 2011/65/EU (RoHS2). Finished electrical and electronic equipment products will be CE marked as required by Directive 2011/65/EU. Components may not be CE marked. Additionally, the part numbers that TE has identified as EU ELV compliant have a maximum concentration of 0.1% by weight in homogenous materials for lead, hexavalent chromium, and mercury, and 0.01% for cadmium, or qualify for an exemption to these limits as defined in the Annexes of Directive 2000/53/EC (ELV). Regarding the REACH Regulation, the information TE provides on SVHC in articles for this part number is based on the latest European Chemicals Agency (ECHA) 'Guidance on requirements for substances in articles' posted at this URL: <https://echa.europa.eu/guidance-documents/guidance-on-reach>

## Compatible Parts



## Customers Also Bought





TE Part #3-2134249-3  
D3900S 7.5MM PITCH REC ASSY 3P  
BLACK Z



TE Part #3-5175475-5  
CHAMP 050 B/B REC V W/LEG 40P



TE Part #3-5175475-7  
CHAMP 050 B/B REC V W/LEG 60P



TE Part #2837892-2  
OCEAN-2.0-APPLICATOR-S-046F053F



TE Part #5917629-5  
AMP FH REC V 120P H-9 SIF

## Documents

### Product Drawings

4POS HDR ST, HT, 3.81MM PITCH, TL 1.9MM

English

### CAD Files

3D PDF

3D

Customer View Model

[ENG\\_CVM\\_CVM\\_2342078-4\\_A.2d\\_dxf.zip](#)

English

Customer View Model

[ENG\\_CVM\\_CVM\\_2342078-4\\_A.3d\\_igs.zip](#)

English

Customer View Model

[ENG\\_CVM\\_CVM\\_2342078-4\\_A.3d\\_stp.zip](#)

English

By downloading the CAD file I accept and agree to the [Terms and Conditions](#) of use.

### Datasheets & Catalog Pages

[BUCHANAN TERMINAL BLOCKS CATALOG - EUROSTYLE TERMINAL BLOCKS](#)

English

### Agency Approvals

UL

English