




TE Internal #: 2332676-2

SMPM RF Interface, Jack, 50 Ω, .047 Semi-Rigid or Flex, Push-On, 0 – 40 GHz Operating Frequency, Cable-to-Board, 1 Position, Wire & Cable, Panel Mount

[View on TE.com >](#)

Connectors > RF Connectors > Coax Connectors



RF Interface: **SMPM**

RF Connector Style: **Jack**

Impedance: **50 Ω**

Compatible With RF Cable Type: **.047 Semi-Rigid or Flex**

RF Connector Coupling Mechanism: **Push-On**

## Features

### Product Type Features

Connector Product Type	Connector Assembly
RF Interface	SMPM
RF Connector Style	Jack
Compatible With RF Cable Type	.047 Semi-Rigid or Flex
Connector System	Cable-to-Board
Sealable	No
Connector & Contact Terminates To	Wire & Cable

### Configuration Features

Number of Positions	1
Number of Coaxial Contacts	1

### Electrical Characteristics

Impedance	50 Ω
-----------	------

### Body Features

Cable Connector Orientation	Straight
-----------------------------	----------



Body Material	Beryllium Copper
---------------	------------------

Body Material Finish	Plated
----------------------	--------

Body Plating Material	Gold
-----------------------	------

### Contact Features

RF Connector Center Contact Underplating Material	Nickel
---	--------

RF Connector Center Contact Plating Material	Gold
--	------

RF Connector Center Contact Material	Beryllium Copper
--------------------------------------	------------------

### Termination Features

Termination Method to Wire & Cable	Solder
------------------------------------	--------

### Mechanical Attachment

RF Connector Coupling Mechanism	Push-On
---------------------------------	---------

Connector Mounting Type	Panel Mount
-------------------------	-------------

RF Contact Captivation Method	Mechanical
-------------------------------	------------

Detent	Without
--------	---------

### Usage Conditions

Operating Temperature Range	-55 – 105 °C[-67 – 221 °F]
-----------------------------	----------------------------

### Operation/Application

Operating Frequency	0 – 40 GHz
---------------------	------------

Circuit Application	Signal
---------------------	--------

### Packaging Features

Packaging Method	Package
------------------	---------

### Other

Dielectric Material	PTFE
---------------------	------

## Product Compliance

[For compliance documentation, visit the product page on TE.com>](#)

EU RoHS Directive 2011/65/EU	Compliant with Exemptions
------------------------------	---------------------------

EU ELV Directive 2000/53/EC	Compliant with Exemptions
-----------------------------	---------------------------

China RoHS 2 Directive MIIT Order No 32, 2016	Restricted Materials Above Threshold
---	--------------------------------------

EU REACH Regulation (EC) No. 1907/2006	Current ECHA Candidate List: JUNE 2023 (235) Candidate List Declared Against: JAN 2023 (233)
--	---



SVHC > Threshold:

Pb (.6% in Component Part)

**Article Safe Usage Statements:**

Do not eat, drink or smoke when using this product. Wash thoroughly after handling. Recycle if possible and dispose of the article by following all applicable governmental regulations relevant to your geographic location.

Halogen Content	Low Bromine/Chlorine - Br and Cl < 900 ppm per homogenous material. Also BFR /CFR/PVC Free
-----------------	--

Solder Process Capability	Not reviewed for solder process capability
---------------------------	--

**Product Compliance Disclaimer**

This information is provided based on reasonable inquiry of our suppliers and represents our current actual knowledge based on the information they provided. This information is subject to change. The part numbers that TE has identified as EU RoHS compliant have a maximum concentration of 0.1% by weight in homogenous materials for lead, hexavalent chromium, mercury, PBB, PBDE, DBP, BBP, DEHP, DIBP, and 0.01% for cadmium, or qualify for an exemption to these limits as defined in the Annexes of Directive 2011/65/EU (RoHS2). Finished electrical and electronic equipment products will be CE marked as required by Directive 2011/65/EU. Components may not be CE marked. Additionally, the part numbers that TE has identified as EU ELV compliant have a maximum concentration of 0.1% by weight in homogenous materials for lead, hexavalent chromium, and mercury, and 0.01% for cadmium, or qualify for an exemption to these limits as defined in the Annexes of Directive 2000/53/EC (ELV). Regarding the REACH Regulation, the information TE provides on SVHC in articles for this part number is based on the latest European Chemicals Agency (ECHA) 'Guidance on requirements for substances in articles' posted at this URL: <https://echa.europa.eu/guidance-documents/guidance-on-reach>

## Compatible Parts



TE Part # 2101012-1  
SMPM STR CABLE PLUG



TE Part # 2157248-1  
SMPM STR CABLE PLUG



TE Part # 2332706-1  
MOD 10 POS SMPM VITA 67-3 TYPE A BP

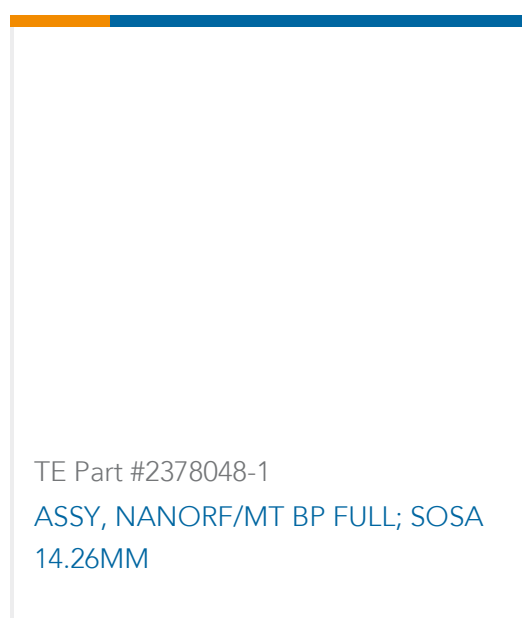
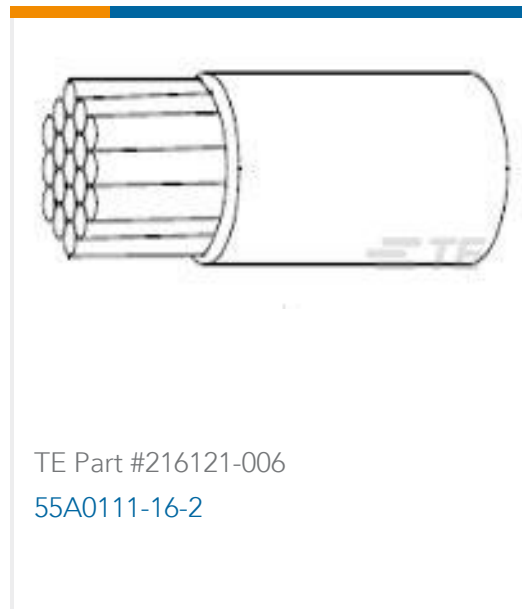
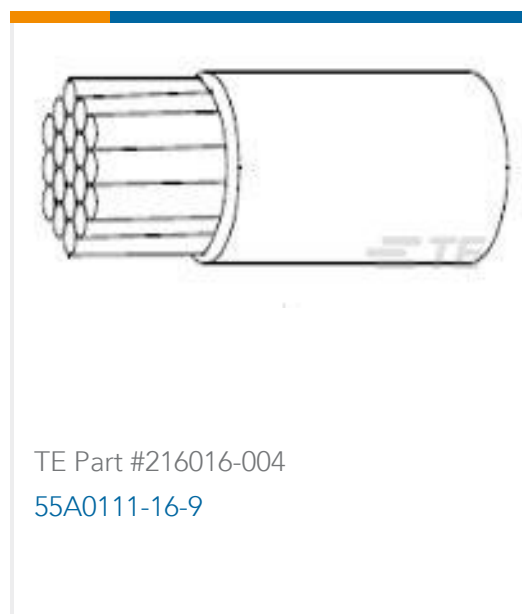


TE Part # 2361107-1  
MOD 14 POS SMPM VITA 67-3 TYPE A BP



TE Part # 2365211-1  
MOD 9 POS SMPM VITA 67-3 TYPE A BP

## Customers Also Bought



## Documents

### Product Drawings

[SMPM CABLE JACK VITA 67-3 SNAP 047](#)

English

### CAD Files

[3D PDF](#)

3D

Customer View Model

[ENG\\_CVM\\_CVM\\_2332676-2\\_A.2d\\_dxf.zip](#)

English

Customer View Model

[ENG\\_CVM\\_CVM\\_2332676-2\\_A.3d\\_igs.zip](#)

English

Customer View Model

[ENG\\_CVM\\_CVM\\_2332676-2\\_A.3d\\_stp.zip](#)

English

By downloading the CAD file I accept and agree to the [Terms and Conditions](#) of use.

### Product Specifications



## Application Specification

English