



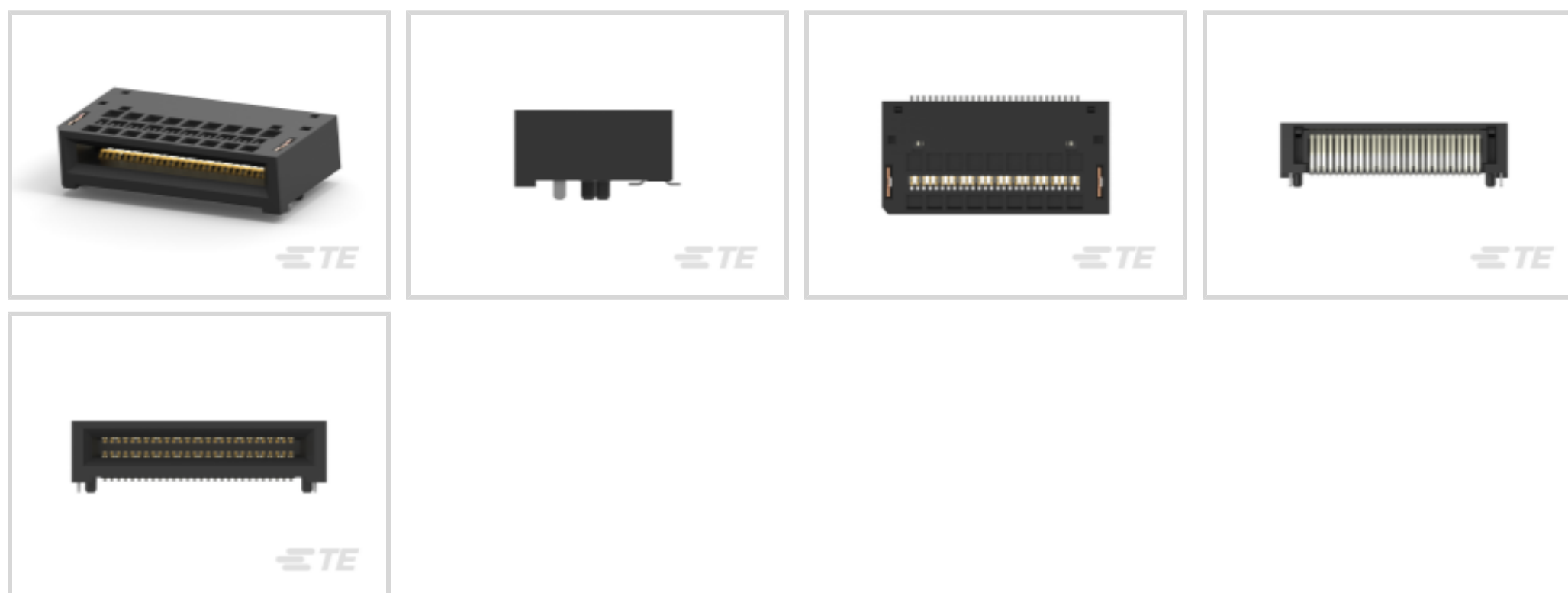
Sliver for SFF-TA-1002

TE Internal #: 2327672-2

Internal I/O Connectors, Sliver for SFF-TA-1002, PCB Edge Card, Right Angle, EDSFF / Gen-Z, 56 Position, Surface Mount, Sliver for SFF-TA-1002

[View on TE.com >](#)

Connectors > PCB Connectors > Internal I/O Connectors



Internal I/O Connector Type: **Sliver for SFF-TA-1002**

Connector Mates With: **PCB Edge Card**

PCB Mount Orientation: **Right Angle**

Industry Standard: **EDSFF, Gen-Z**

Number of Positions: **56**

Features

Product Type Features

| | |
|-----------------------------------|------------------------|
| Internal I/O Connector Type | Sliver for SFF-TA-1002 |
| Connector Mates With | PCB Edge Card |
| Connector & Contact Terminates To | Printed Circuit Board |

Configuration Features

| | |
|-----------------------|-------------|
| Number of Rows | 2 |
| PCB Mount Orientation | Right Angle |
| Number of Positions | 56 |

Contact Features

| | |
|--|-----------------|
| Contact Mating Area Plating Material | Gold |
| Contact Underplating Material | Nickel |
| PCB Contact Termination Area Plating Material | Tin |
| Contact Base Material | Copper Alloy |
| Contact Current Rating (Max) | 1.1 A |
| Contact Mating Area Plating Material Thickness | .381 μm[15 μin] |



Termination Features

| | |
|---|---------------|
| Termination Method to Printed Circuit Board | Surface Mount |
|---|---------------|

Mechanical Attachment

| | |
|-------------------------|-------------|
| Connector Mounting Type | Board Mount |
|-------------------------|-------------|

Housing Features

| | |
|--------------------|----------------|
| Centerline (Pitch) | .6 mm[.023 in] |
|--------------------|----------------|

Usage Conditions

| | |
|-----------------------------|---------------------------|
| Operating Temperature Range | -55 – 85 °C[-67 – 185 °F] |
|-----------------------------|---------------------------|

Operation/Application

| | |
|---------------------|--------|
| Circuit Application | Signal |
|---------------------|--------|

Industry Standards

| | |
|-------------------|--------------|
| Industry Standard | EDSFF, Gen-Z |
|-------------------|--------------|

Product Compliance

[For compliance documentation, visit the product page on TE.com>](#)

| | |
|---|---|
| EU RoHS Directive 2011/65/EU | Compliant |
| EU ELV Directive 2000/53/EC | Compliant |
| China RoHS 2 Directive MIIT Order No 32, 2016 | No Restricted Materials Above Threshold |
| EU REACH Regulation (EC) No. 1907/2006 | Current ECHA Candidate List: JUNE 2023 (235) Candidate List Declared Against: JUNE 2023 (235) Does not contain REACH SVHC |
| Halogen Content | Low Halogen - Br, Cl, F, I < 900 ppm per homogenous material. Also BFR/CFR/PVC Free |
| Solder Process Capability | Not reviewed for solder process capability |

Product Compliance Disclaimer



This information is provided based on reasonable inquiry of our suppliers and represents our current actual knowledge based on the information they provided. This information is subject to change. The part numbers that TE has identified as EU RoHS compliant have a maximum concentration of 0.1% by weight in homogenous materials for lead, hexavalent chromium, mercury, PBB, PBDE, DBP, BBP, DEHP, DIBP, and 0.01% for cadmium, or qualify for an exemption to these limits as defined in the Annexes of Directive 2011/65/EU (RoHS2). Finished electrical and electronic equipment products will be CE marked as required by Directive 2011/65/EU. Components may not be CE marked. Additionally, the part numbers that TE has identified as EU ELV compliant have a maximum concentration of 0.1% by weight in homogenous materials for lead, hexavalent chromium, and mercury, and 0.01% for cadmium, or qualify for an exemption to these limits as defined in the Annexes of Directive 2000/53/EC (ELV). Regarding the REACH Regulation, the information TE provides

on SVHC in articles for this part number is based on the latest European Chemicals Agency (ECHA) 'Guidance on requirements for substances in articles' posted at this URL: <https://echa.europa.eu/guidance-documents/guidance-on-reach>

Compatible Parts



Also in the Series | Sliver for SFF-TA-1002



Customers Also Bought



Documents

Product Drawings

RECEPT ASSY, RA, 56 POS, SLIVER 2.0

English

CAD Files

3D PDF

3D

Customer View Model

ENG_CVM_CVM_2327672-2_9.2d_dxf.zip

English



Customer View Model

[ENG_CVM_CVM_2327672-2_9.3d_igs.zip](#)

English

Customer View Model

[ENG_CVM_CVM_2327672-2_9.3d_stp.zip](#)

English

By downloading the CAD file I accept and agree to the [Terms and Conditions](#) of use.

Datasheets & Catalog Pages

[Sliver Internal Cabled Interconnect Solutions Brochure \(Chinese\)](#)

Product Specifications

[Application Specification](#)

English

Agency Approvals

[UL Report](#)

English