




MULTIGIG RT 3

TE Internal #: 2302796-1
High Speed Backplane Connectors, 56 Position, Mating Alignment, Keyed Mating Alignment Type, 7 Row, 8 Column, PCB Mount Header, MULTIGIG RT 3

[View on TE.com >](#)

Connectors > PCB Connectors > Backplane Connectors > High Speed Backplane Connectors



Connector System: **Board-to-Board**
Number of Positions: **56**
Row-to-Row Spacing: **1.35 mm [.053 in]**
Mating Alignment: **With**
Mating Alignment Type: **Keyed**

Features

Product Type Features

Applied to Printed Circuit Board Type	Daughtercard
Signal Arrangement	Differential
Connector System	Board-to-Board
PCB Connector Assembly Type	PCB Mount Header
Shroud Style	Unshrouded
Connector & Contact Terminates To	Printed Circuit Board

Configuration Features

Number of Ground Positions	20
Card Slot Centerline	20.3 mm[.8 in]
Number of Power Positions	0
Number of Pairs	16
Number of Signal Positions	4
Backplane Architecture	Traditional Backplane
Number of Positions	56
Number of Rows	7
Number of Columns	8
PCB Mount Orientation	Right Angle
Guide Location	Unguided



Signal Characteristics

Differential Impedance	100 Ω
Number of Differential Pairs per Column	2

Contact Features

Contact Current Rating (Max)	1 A
------------------------------	-----

Termination Features

Termination Method to Printed Circuit Board	Through Hole - Press-Fit
---	--------------------------

Mechanical Attachment

Mating Alignment	With
Mating Alignment Type	Keyed
Connector Mounting Type	Board Mount

Housing Features

Number of Shrouded Sides	2
Housing Material	LCP - GF (Liquid Crystal Polymer)
Centerline (Pitch)	1.8 mm[.075 in]

Dimensions

Row-to-Row Spacing	1.35 mm[.053 in]
--------------------	------------------

Usage Conditions

Operating Temperature Range	-55 – 125 °C[-67 – 221 °F]
-----------------------------	----------------------------

Operation/Application

Circuit Application	Signal
---------------------	--------

Product Compliance

For compliance documentation, visit the product page on TE.com>

EU RoHS Directive 2011/65/EU	Not Compliant
EU ELV Directive 2000/53/EC	Not Compliant
China RoHS 2 Directive MIIT Order No 32, 2016	Restricted Materials Above Threshold
EU REACH Regulation (EC) No. 1907/2006	Current ECHA Candidate List: JUNE 2023 (235) Candidate List Declared Against: JUL 2021 (219) Does not contain REACH SVHC
Halogen Content	BFR/CFR/PVC Free, but Br/Cl >900 ppm in



other sources.

Solder Process Capability

Not applicable for solder process capability

Product Compliance Disclaimer

This information is provided based on reasonable inquiry of our suppliers and represents our current actual knowledge based on the information they provided. This information is subject to change. The part numbers that TE has identified as EU RoHS compliant have a maximum concentration of 0.1% by weight in homogenous materials for lead, hexavalent chromium, mercury, PBB, PBDE, DBP, BBP, DEHP, DIBP, and 0.01% for cadmium, or qualify for an exemption to these limits as defined in the Annexes of Directive 2011/65/EU (RoHS2). Finished electrical and electronic equipment products will be CE marked as required by Directive 2011/65/EU. Components may not be CE marked. Additionally, the part numbers that TE has identified as EU ELV compliant have a maximum concentration of 0.1% by weight in homogenous materials for lead, hexavalent chromium, and mercury, and 0.01% for cadmium, or qualify for an exemption to these limits as defined in the Annexes of Directive 2000/53/EC (ELV). Regarding the REACH Regulation, the information TE provides on SVHC in articles for this part number is based on the latest European Chemicals Agency (ECHA) ‘Guidance on requirements for substances in articles’ posted at this URL: <https://echa.europa.eu/guidance-documents/guidance-on-reach>

Compatible Parts




TE Part # 2000676-1
Keyed Guide Pin, Machined, Vita 46




TE Part # 2000713-1
RA Keyed Guide Mod, Vita 46, Machined

Also in the Series | MULTIGIG RT 3



High Speed Backplane Connectors(31)

Customers Also Bought



TE Part #1410946-1
MULTI-GIG SOC. CAP SCREW, CUSTOMIZED HDW



TE Part #1-1469492-9
MULTIGIG RT 9MM GUIDE/ESD UNKE




TE Part #2102232-1
Fortis Zd 2Pr 20Col R/A Full Mod Assy




TE Part #6450849-7
MBXLE R/A HED 2ACP+1LP+32S+3HDP+1LP+1P







TE Part #1-2000713-4
RA Keyed Guide Mod. Vita 46,
Machined



TE Part #2302785-1
RA PLUG ASSY,7ROW,CENTER,VPX,
MG RT3



TE Part #2229391-1
RECEPT ASSY,104 POS,AMPLIMITE,
NM



TE Part #ZPF000000000138488
DTS 24 W 09-35 SN 181

Documents

Product Drawings
RAPLUGASSY,LEFTEND,HALF,RTM,VPX,MGRT3
English

CAD Files
3D PDF
3D
Customer View Model
ENG_CVM_CVM_2302796-1_2.2d_dxf.zip
English
Customer View Model
ENG_CVM_CVM_2302796-1_2.3d_igs.zip
English
Customer View Model
ENG_CVM_CVM_2302796-1_2.3d_stp.zip
English

By downloading the CAD file I accept and agree to the Terms and Conditions of use.

Datasheets & Catalog Pages
MULTIGIG RT 3 and RT 2-S Connectors
English

Product Specifications
Application Specification
English