


MULTIGIG RT 2-S

TE Internal #: 2302321-1
High Speed Backplane Connectors, 56 Position, Mating Alignment,
Keyed Mating Alignment Type, 7 Row, 8 Column, PCB Mount
Header, MULTIGIG RT 2-S

[View on TE.com >](#)



Connectors > PCB Connectors > Backplane Connectors > High Speed Backplane Connectors



Connector System: **Board-to-Board**
Number of Positions: **56**
Row-to-Row Spacing: **1.35 mm [.053 in]**
Mating Alignment: **With**
Mating Alignment Type: **Keyed**

Features

Product Type Features

Applied to Printed Circuit Board Type	Daughtercard
Signal Arrangement	Differential
Connector System	Board-to-Board
PCB Connector Assembly Type	PCB Mount Header
Shroud Style	Unshrouded
Connector & Contact Terminates To	Printed Circuit Board

Configuration Features

Number of Ground Positions	20
Card Slot Centerline	20.3 mm[.8 in]
Number of Power Positions	0
Number of Pairs	16
Number of Signal Positions	4
Backplane Architecture	Traditional Backplane
Number of Positions	56
Number of Rows	7
Number of Columns	8
PCB Mount Orientation	Right Angle
Guide Location	Unguided



Signal Characteristics

Differential Impedance	100 Ω
Number of Differential Pairs per Column	2

Contact Features

Contact Current Rating (Max)	1 A
------------------------------	-----

Termination Features

Termination Method to Printed Circuit Board	Through Hole - Press-Fit
---	--------------------------

Mechanical Attachment

Mating Alignment	With
Mating Alignment Type	Keyed
Connector Mounting Type	Board Mount

Housing Features

Number of Shrouded Sides	2
Housing Material	LCP - GF (Liquid Crystal Polymer)
Centerline (Pitch)	1.8 mm[.075 in]

Dimensions

Row-to-Row Spacing	1.35 mm[.053 in]
--------------------	------------------

Usage Conditions

Operating Temperature Range	-55 – 125 °C[-67 – 221 °F]
-----------------------------	----------------------------

Operation/Application

Circuit Application	Signal
---------------------	--------

Product Compliance

For compliance documentation, visit the product page on TE.com>

EU RoHS Directive 2011/65/EU	Not Compliant
EU ELV Directive 2000/53/EC	Compliant with Exemptions
China RoHS 2 Directive MIIT Order No 32, 2016	Restricted Materials Above Threshold
EU REACH Regulation (EC) No. 1907/2006	Current ECHA Candidate List: JUNE 2023 (235) Candidate List Declared Against: JUNE 2022 (224) SVHC > Threshold: Pb (13% in Component) <small>Article Safe Usage Statements:</small>




Do not eat, drink or smoke when using this product. Wash thoroughly after handling. Recycle if possible and dispose of the article by following all applicable governmental regulations relevant to your geographic location.

Halogen Content	Not Low Halogen - contains Br or Cl > 900 ppm.
Solder Process Capability	Not applicable for solder process capability

Product Compliance Disclaimer

This information is provided based on reasonable inquiry of our suppliers and represents our current actual knowledge based on the information they provided. This information is subject to change. The part numbers that TE has identified as EU RoHS compliant have a maximum concentration of 0.1% by weight in homogenous materials for lead, hexavalent chromium, mercury, PBB, PBDE, DBP, BBP, DEHP, DIBP, and 0.01% for cadmium, or qualify for an exemption to these limits as defined in the Annexes of Directive 2011/65/EU (RoHS2). Finished electrical and electronic equipment products will be CE marked as required by Directive 2011/65/EU. Components may not be CE marked. Additionally, the part numbers that TE has identified as EU ELV compliant have a maximum concentration of 0.1% by weight in homogenous materials for lead, hexavalent chromium, and mercury, and 0.01% for cadmium, or qualify for an exemption to these limits as defined in the Annexes of Directive 2000/53/EC (ELV). Regarding the REACH Regulation, the information TE provides on SVHC in articles for this part number is based on the latest European Chemicals Agency (ECHA) ‘Guidance on requirements for substances in articles’ posted at this URL: <https://echa.europa.eu/guidance-documents/guidance-on-reach>

Compatible Parts




TE Part # 2000676-1
Keyed Guide Pin, Machined, Vita 46



TE Part # 2000713-1
RA Keyed Guide Mod, Vita 46, Machined

Also in the Series | MULTIGIG RT 2-S

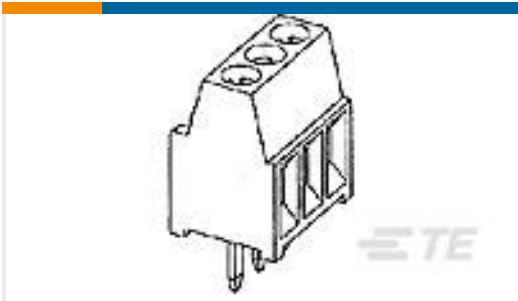


High Speed Backplane Connectors(12)

Customers Also Bought



TE Part #5787617-8
RECP ASSY, R/A, STACKED, THRU-HOLE, USB,



TE Part #1546551-4
4P, STRAIGHT, SIDE ENTRY, 3.5MM



TE Part #2302320-1
RA ASSY, Cent RTM DP, MULTIGIG RT 2-S



TE Part #2-2176337-9
CRGCQ 0402 2K2 1%



TE Part #1-2176337-0
CRGCQ 0402 56R 1%



TE Part #2176339-1
CRGCQ 0603 10R 1%



TE Part #3-2176325-7
CRGP 0402 10K 1%



TE Part #154763-E
SMCB 12 M AB VV 7-03 CL * 0007 137 E004



TE Part #244836-E
SMCQ 12 M AB VV 8-13 CL * H007 137 E005



TE Part #ANT-MAG-B50-SMA
Antenna Magnetic Base 50mm RG174 4M SMA

Documents

Product Drawings

RA ASSY, Left Half RTM, MULTIGIG RT 2-S

English

CAD Files

3D PDF

3D

Customer View Model

ENG_CVM_CVM_2302321-1_2.2d_dxf.zip

English

Customer View Model

ENG_CVM_CVM_2302321-1_2.3d_igs.zip

English

Customer View Model

ENG_CVM_CVM_2302321-1_2.3d_stp.zip

English

By downloading the CAD file I accept and agree to the [Terms and Conditions](#) of use.

Datasheets & Catalog Pages



MULTIGIG RT 3 and RT 2-S Connectors

English

Product Specifications

Application Specification

English