

2302317-1 ✓ ACTIVE

MULTIGIG RT | MULTIGIG RT 2-S


TE Internal #: 2302317-1

High Speed Backplane Connectors, 112 Position, Mating Alignment, Keyed Mating Alignment Type, 7 Row, 16 Column, PCB Mount Header, MULTIGIG RT 2-S

[View on TE.com >](#)



Connectors > PCB Connectors > Backplane Connectors > High Speed Backplane Connectors



Connector System: **Board-to-Board**

Number of Positions: **112**

Row-to-Row Spacing: **1.35 mm [ .053 in ]**

Mating Alignment: **With**

Mating Alignment Type: **Keyed**

## Features

### Product Type Features

Applied to Printed Circuit Board Type	Daughtercard
Signal Arrangement	Differential
Connector System	Board-to-Board
PCB Connector Assembly Type	PCB Mount Header
Shroud Style	Unshrouded
Connector & Contact Terminates To	Printed Circuit Board

### Configuration Features

Number of Ground Positions	40
Card Slot Centerline	20.3 mm [.8 in]
Number of Power Positions	0
Number of Pairs	32
Number of Signal Positions	8
Backplane Architecture	Traditional Backplane
Number of Positions	112
Number of Rows	7
Number of Columns	16
PCB Mount Orientation	Right Angle
Guide Location	Unguided



### Signal Characteristics

Differential Impedance	100 $\Omega$
Number of Differential Pairs per Column	2

### Contact Features

Contact Current Rating (Max)	1 A
------------------------------	-----

### Termination Features

Termination Method to Printed Circuit Board	Through Hole - Press-Fit
---	--------------------------

### Mechanical Attachment

Mating Alignment	With
Mating Alignment Type	Keyed
Connector Mounting Type	Board Mount

### Housing Features

Number of Shrouded Sides	2
Housing Material	LCP - GF (Liquid Crystal Polymer)
Centerline (Pitch)	1.8 mm[.075 in]

### Dimensions

Row-to-Row Spacing	1.35 mm[.053 in]
--------------------	------------------

### Usage Conditions

Operating Temperature Range	-55 – 125 °C[-67 – 221 °F]
-----------------------------	----------------------------

### Operation/Application

Circuit Application	Signal
---------------------	--------

### Product Compliance

[For compliance documentation, visit the product page on TE.com>](#)

EU RoHS Directive 2011/65/EU	Not Compliant
EU ELV Directive 2000/53/EC	Compliant with Exemptions
China RoHS 2 Directive MIIT Order No 32, 2016	Restricted Materials Above Threshold
EU REACH Regulation (EC) No. 1907/2006	Current ECHA Candidate List: JUNE 2023 (235) Candidate List Declared Against: JAN 2023 (233) SVHC > Threshold: Pb (3.7% in component part) <small>Article Safe Usage Statements:</small>




Do not eat, drink or smoke when using this product. Wash thoroughly after handling. Recycle if possible and dispose of the article by following all applicable governmental regulations relevant to your geographic location.

Halogen Content	Not Low Halogen - contains Br or Cl > 900 ppm.
Solder Process Capability	Not applicable for solder process capability


Product Compliance Disclaimer

This information is provided based on reasonable inquiry of our suppliers and represents our current actual knowledge based on the information they provided. This information is subject to change. The part numbers that TE has identified as EU RoHS compliant have a maximum concentration of 0.1% by weight in homogenous materials for lead, hexavalent chromium, mercury, PBB, PBDE, DBP, BBP, DEHP, DIBP, and 0.01% for cadmium, or qualify for an exemption to these limits as defined in the Annexes of Directive 2011/65/EU (RoHS2). Finished electrical and electronic equipment products will be CE marked as required by Directive 2011/65/EU. Components may not be CE marked. Additionally, the part numbers that TE has identified as EU ELV compliant have a maximum concentration of 0.1% by weight in homogenous materials for lead, hexavalent chromium, and mercury, and 0.01% for cadmium, or qualify for an exemption to these limits as defined in the Annexes of Directive 2000/53/EC (ELV). Regarding the REACH Regulation, the information TE provides on SVHC in articles for this part number is based on the latest European Chemicals Agency (ECHA) 'Guidance on requirements for substances in articles' posted at this URL: <https://echa.europa.eu/guidance-documents/guidance-on-reach>

### Compatible Parts



TE Part # 2000676-1  
Keyed Guide Pin, Machined, Vita 46



TE Part # 2102736-1  
BP, Center, MULTIGIG RT 2R




TE Part # 2102737-1  
BP, Right End, MULTIGIG RT 2R



TE Part # 2000713-1  
RA Keyed Guide Mod, Vita 46, Machined

### Also in the Series | MULTIGIG RT 2-S



High Speed Backplane Connectors(12)

### Customers Also Bought



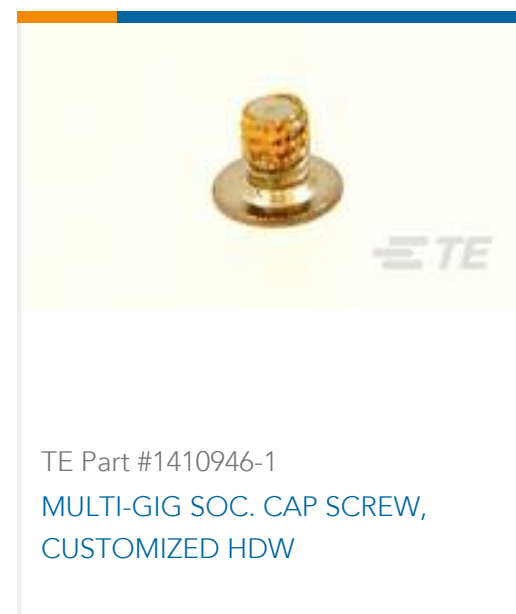
TE Part #2102735-1  
BP, Half Left End, MULTIGIG RT 2R



TE Part #2102736-1  
BP, Center, MULTIGIG RT 2R



TE Part #2102737-1  
BP, Right End, MULTIGIG RT 2R




TE Part #1410946-1  
MULTI-GIG SOC. CAP SCREW,  
CUSTOMIZED HDW



TE Part #1410140-1  
MULTIGIG RT T2 .8" BP FULL CNT



TE Part #2337225-1  
TACT ULTRA TB 2.8X1.9X0.6 160GF



TE Part #1589072-3  
CX030L2HN = COAX



TE Part #2102772-1  
DC, 7Row, Half Left End, MULTIGIG  
RT 2R



TE Part #2302318-1  
RA ASSY, 7Rw, Left Half, MULTIGIG RT  
2-S



TE Part #EF8562-000  
R85049/88-23Z02

## Documents

### Product Drawings

[RA ASSY, 7 Row, Cent DP, MULTIGIG RT 2-S](#)

English

### CAD Files

[3D PDF](#)

3D

Customer View Model

[ENG\\_CVM\\_CVM\\_2302317-1\\_2.2d\\_dxf.zip](#)

English

Customer View Model

[ENG\\_CVM\\_CVM\\_2302317-1\\_2.3d\\_igs.zip](#)

English

Customer View Model

[ENG\\_CVM\\_CVM\\_2302317-1\\_2.3d\\_stp.zip](#)

English

By downloading the CAD file I accept and agree to the [Terms and Conditions](#) of use.

### Datasheets & Catalog Pages



### [SOSA Aligned Interconnect Solutions](#)

English

### [MULTIGIG RT 3 and RT 2-S Connectors](#)

English

---

### [Product Specifications](#)

#### [Application Specification](#)

English