



SIM Connectors

TE Internal #: 2229333-2

SIM Card Connectors, 3FF SIM Compatible Card, 6 Position, 6 Loaded Positions, Signal, -22 – 185 °F [-30 – 85 °C], SIM Connectors

[View on TE.com >](#)

Connectors > PCB Connectors > Memory Card Connectors > SIM Card Connectors



Compatible Card: **3FF SIM**

Number of Positions: **6**

Centerline (Pitch): **2.54 mm [.1 in]**

Number of Loaded Positions: **6**

Connector & Contact Terminates To: **Printed Circuit Board**

Features

Product Type Features

Card Stop	With
Compatible Card	3FF SIM
Connector & Contact Terminates To	Printed Circuit Board

Configuration Features

Card Insertion Style	Normal Insertion
Number of Positions	6
Number of Loaded Positions	6

Body Features

Ejector Type	Push-Push
Primary Product Color	Black

Contact Features

Contact Base Material	Copper Alloy
Contact Current Rating (Max)	.5 A

Termination Features



Termination Method to Printed Circuit Board	Surface Mount
---	---------------

Mechanical Attachment

Mating Alignment	With
Connector Mounting Type	Board Mount

Housing Features

Centerline (Pitch)	2.54 mm[.1 in]
--------------------	----------------

Usage Conditions

Operating Temperature Range	-30 – 85 °C[-22 – 185 °F]
-----------------------------	---------------------------

Operation/Application

Circuit Application	Signal
---------------------	--------

Packaging Features

Packaging Quantity	1050
Packaging Method	Tape

Product Compliance

[For compliance documentation, visit the product page on TE.com>](#)

EU RoHS Directive 2011/65/EU	Compliant
EU ELV Directive 2000/53/EC	Compliant
China RoHS 2 Directive MIIT Order No 32, 2016	No Restricted Materials Above Threshold
EU REACH Regulation (EC) No. 1907/2006	Current ECHA Candidate List: JUNE 2023 (235) Candidate List Declared Against: JUNE 2022 (224) Does not contain REACH SVHC
Halogen Content	Low Bromine/Chlorine - Br and Cl < 900 ppm per homogenous material. Also BFR /CFR/PVC Free
Solder Process Capability	Not reviewed for solder process capability

Product Compliance Disclaimer

This information is provided based on reasonable inquiry of our suppliers and represents our current actual knowledge based on the information they provided. This information is subject to change. The part numbers that TE has identified as EU RoHS compliant have a maximum concentration of 0.1% by weight in homogenous materials for lead, hexavalent chromium, mercury, PBB, PBDE, DBP, BBP, DEHP, DIBP, and 0.01% for cadmium, or qualify for an exemption to these limits as defined in the Annexes of Directive 2011/65/EU (RoHS2). Finished electrical and electronic equipment products will be CE marked as required by Directive 2011/65/EU. Components may not be CE marked. Additionally, the part numbers that TE has identified as EU ELV compliant have a maximum concentration of 0.1% by weight in homogenous materials for lead, hexavalent chromium, and mercury, and 0.01% for cadmium, or qualify for an exemption to these limits as defined in the Annexes of Directive 2000/53/EC (ELV). Regarding the REACH Regulation, the information TE provides on SVHC in articles for this part number is based on the latest European Chemicals Agency (ECHA) 'Guidance on

requirements for substances in articles' posted at this URL: <https://echa.europa.eu/guidance-documents/guidance-on-reach>

Compatible Parts




TE Part # 2174803-2
PUSH-PUSH MICRO SIM CONNECTOR

Also in the Series | SIM Connectors



SC Connectors(2)



SIM Card Connectors(9)

Customers Also Bought



TE Part #1-106505-2
9P.HDP20 REC.ASSY.




TE Part #1415898-2
RTS3TA12



TE Part #8-2176070-8
3521 43K 1% 2W



TE Part #3-1879351-0
RR01 5% 47K AMMO



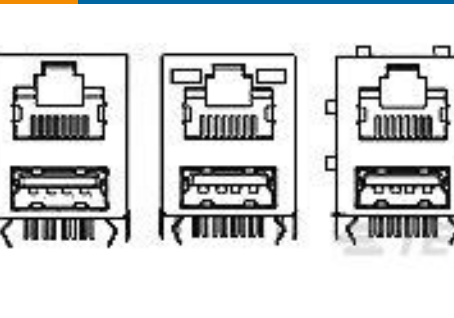
TE Part #1-2176398-3
3502 43K 1%



TE Part #1513504-1
100930LF MOLDED STAMPED ANTENNA



TE Part #1-338088-3
8/8 INV.MOD.JACK



TE Part #1909119-4
VAO, MODULAR JACK, RJ45+USBx1F, W/O LED

Documents

Product Drawings
PUSH-PUSH MICRO SIM CONNECTOR SMT-2 TYPE



English

CAD Files

3D PDF

3D

Customer View Model

[ENG_CVM_CVM_2229333-2_F.2d_dxf.zip](#)

English

Customer View Model

[ENG_CVM_CVM_2229333-2_F.3d_igs.zip](#)

English

Customer View Model

[ENG_CVM_CVM_2229333-2_F.3d_stp.zip](#)

English

By downloading the CAD file I accept and agree to the [Terms and Conditions](#) of use.

Product Specifications

Product Specification

English

Product Specification

English

Product Environmental Compliance

TE Material Declaration

English