



QSFP/QSFP+

TE Internal #: 2214574-7

QSFP, QSFP+ & zQSPF+, Cage Assembly with Integrated Connector, 2 x 2, Elastomeric Gasket, Included Lightpipe, Standard, QSFP/QSFP+

[View on TE.com >](#)

Connectors > Pluggable IO Connectors & Cages > QSFP, QSFP+ & zQSPF+



Pluggable I/O Product Type: **Cage Assembly with Integrated Connector**

Port Matrix Configuration: **2 x 2**

EMI Containment Feature Type: **Elastomeric Gasket**

Included Lightpipe: **Yes**

Enhancements: **Standard**

Features

Product Type Features

Form Factor	QSFP+
Cage Type	Stacked
Pluggable I/O Product Type	Cage Assembly with Integrated Connector
Connector System	Cable-to-Board
Sealable	Yes
Connector & Contact Terminates To	Printed Circuit Board

Configuration Features

Port Matrix Configuration	2 x 2
Number of Ports	4
Lightpipe Configuration	All Four Left Indicators Down
Number of Rear EONs per Port Column	0
Number of Positions	152

Electrical Characteristics

Data Rate (Max)	14 Gb/s
-----------------	---------

Contact Features

Contact Mating Area Plating Material Thickness	.76 µm[30 µin]
Contact Mating Area Plating Material	Gold



Contact Underplating Material	Tin
-------------------------------	-----

PCB Contact Termination Area Plating Material	Gold
---	------

Termination Features

Termination Post & Tail Length	2 mm[.079 in]
--------------------------------	---------------

Termination Method to Printed Circuit Board	Through Hole - Press-Fit
---	--------------------------

Mechanical Attachment

Connector Mounting Type	Board Mount
-------------------------	-------------

Housing Features

Cage Material	Nickel Silver
---------------	---------------

Centerline (Pitch)	.8 mm[.032 in]
--------------------	----------------

Dimensions

PCB Thickness (Recommended)	1.57 mm[.062 in]
-----------------------------	------------------

Usage Conditions

Operating Temperature Range	-55 – 105 °C[-67 – 221 °F]
-----------------------------	----------------------------

Operation/Application

Heat Sink Compatible	No
----------------------	----

For Use With Pluggable I/O Products	QSFP Cable Assembly, QSFP MSA Compatible Transceiver
-------------------------------------	---

Pluggable I/O Applications	SFP+ Stacked Belly-to-Belly
----------------------------	-----------------------------

Circuit Application	Signal
---------------------	--------

Industry Standards

UL Flammability Rating	UL 94V-0
------------------------	----------

Packaging Features

Packaging Method	Box & Tray
------------------	------------

Other

EMI Containment Feature Type	Elastomeric Gasket
------------------------------	--------------------

Included Lightpipe	Yes
--------------------	-----

Enhancements	Standard
--------------	----------

Product Compliance

For compliance documentation, visit the product page on [TE.com](https://www.te.com)>

EU RoHS Directive 2011/65/EU	Compliant
------------------------------	-----------











EU ELV Directive 2000/53/EC	Compliant
China RoHS 2 Directive MIIT Order No 32, 2016	No Restricted Materials Above Threshold
EU REACH Regulation (EC) No. 1907/2006	Current ECHA Candidate List: JUNE 2023 (235) Candidate List Declared Against: JUNE 2023 (235) Does not contain REACH SVHC
Halogen Content	Not Low Halogen - contains Br or Cl > 900 ppm.
Solder Process Capability	Not applicable for solder process capability

Product Compliance Disclaimer

This information is provided based on reasonable inquiry of our suppliers and represents our current actual knowledge based on the information they provided. This information is subject to change. The part numbers that TE has identified as EU RoHS compliant have a maximum concentration of 0.1% by weight in homogenous materials for lead, hexavalent chromium, mercury, PBB, PBDE, DBP, BBP, DEHP, DIBP, and 0.01% for cadmium, or qualify for an exemption to these limits as defined in the Annexes of Directive 2011/65/EU (RoHS2). Finished electrical and electronic equipment products will be CE marked as required by Directive 2011/65/EU. Components may not be CE marked. Additionally, the part numbers that TE has identified as EU ELV compliant have a maximum concentration of 0.1% by weight in homogenous materials for lead, hexavalent chromium, and mercury, and 0.01% for cadmium, or qualify for an exemption to these limits as defined in the Annexes of Directive 2000/53/EC (ELV). Regarding the REACH Regulation, the information TE provides on SVHC in articles for this part number is based on the latest European Chemicals Agency (ECHA) 'Guidance on requirements for substances in articles' posted at this URL: <https://echa.europa.eu/guidance-documents/guidance-on-reach>

Compatible Parts

 <p>TE Part # CAT-C11-H50114 QSFP to QSFP I/O Cable Assembly: 30 AWG</p>	 <p>TE Part # CAT-C11-H50111 QSFP-Four SFP+ I/O Cable Assembly 30 AWG</p>	 <p>TE Part # 1888810-2 EMI/Dust Cover,XFP And QSFP</p>	 <p>TE Part # 2110819-1 QSFP+ Enh EVERCLEAR PT Conn</p>
 <p>TE Part # CAT-C11-H5011 QSFP-Four SFP+ I/O Cable Assembly 28 AWG</p>	 <p>TE Part # CAT-C11-H501142 QSFP to QSFP I/O Cable Assembly: 33 AWG</p>	 <p>TE Part # 2053638-4 C/A, QSFP, 4M, P1-P2, UNEQUALIZED</p>	 <p>TE Part # 2202165-4 QSFP TO QSFP, 26AWG, FDR, 4.0 METER</p>



TE Part # 2202165-5
QSFP TO QSFP, 26AWG, FDR, 5.0
METER



TE Part # 2821033-8
QSFP TO [4]SFP+, 28G, 1M, 33AWG

Also in the Series | **QSFP/QSFP+**



Heat Sinks(1)



Light Pipes(8)



Pluggable I/O Cable Assemblies(23)



QSFP, QSFP+ & zQSFP+(158)


Customers Also Bought



TE Part #2-2291728-1
D3200M FMLB REC HSG 12P SSKEY



TE Part #1-2176408-6
3560 4K7 5%




TE Part #5-2232546-1
GI2.5 HDR ASS 5P NC NO BOSS TAPE



TE Part #2-1649328-8
RT334005



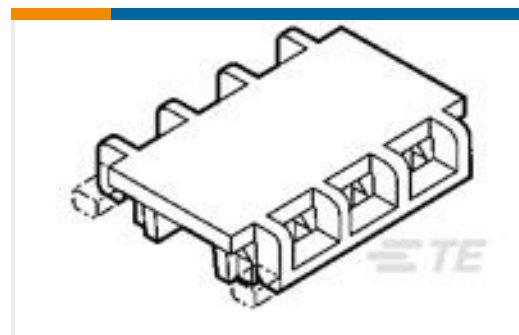
TE Part #6116314-2
STK MJ ASSY, 2X6, 8P, CAT5, W/LED



TE Part #NB19994001
VERSAFIT-1/16-6-SP



TE Part #NB20464001
VERSAFIT-3/32-2-SP



TE Part #1-643077-9
19P MTA100 MOLDED COVER F/T

Documents

Product Drawings

2X2 QSFP CAGE AND PT CONNECTOR ASSEMBLY

English

CAD Files

3D PDF

3D



Customer View Model

[ENG_CVM_CVM_2214574-7_B.2d_dxf.zip](#)

English

Customer View Model

[ENG_CVM_CVM_2214574-7_B.3d_igs.zip](#)

English

Customer View Model

[ENG_CVM_CVM_2214574-7_B.3d_stp.zip](#)

English

By downloading the CAD file I accept and agree to the [Terms and Conditions](#) of use.

Product Specifications

[Application Specification](#)

English

[Application Specification](#)

English