



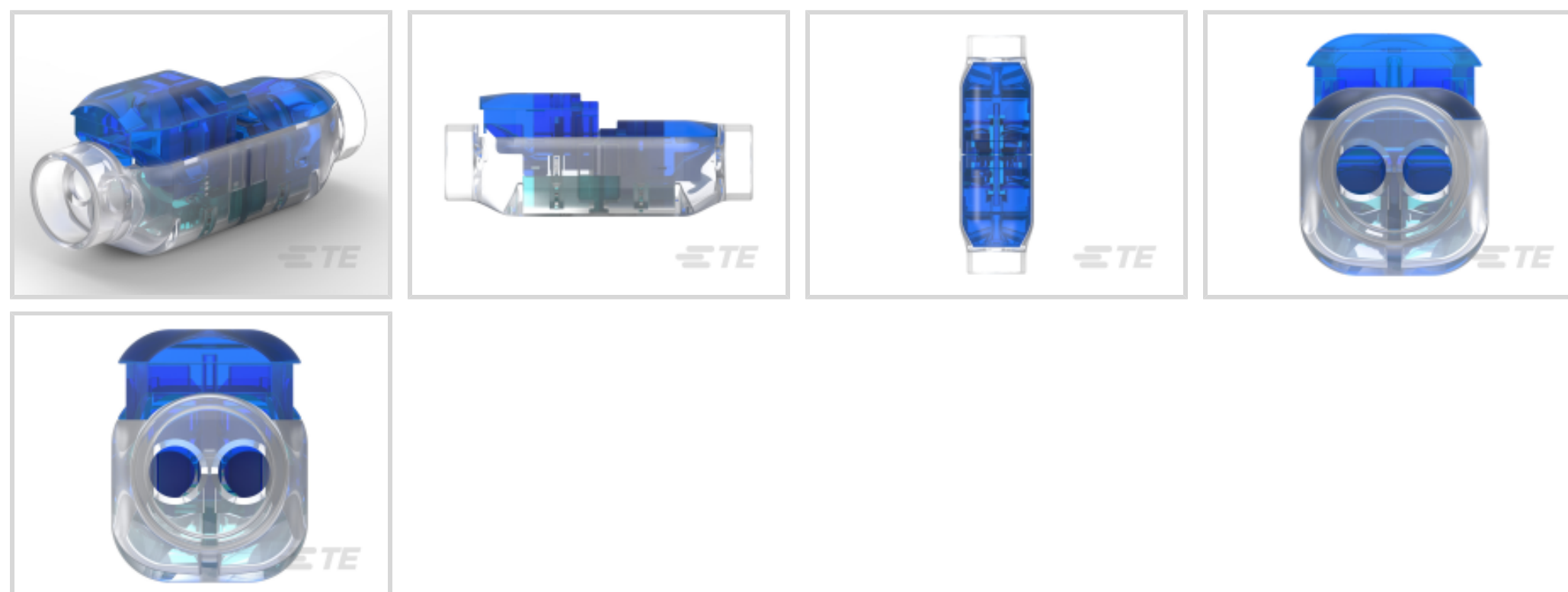
CoolSplice | CoolSplice Connectors

TE Internal #: 2213800-4

Splices, Butt Splice, 22 – 20 AWG Wire Size, .34 – .52 mm² Wire Size, Sealable, Splice Capacity 4, End Feed, Phosphor Bronze, CoolSplice Connectors

[View on TE.com >](#)

Terminals & Splices > Splices > CoolSplice Quick Connect Splice



Wire Size: .34 – .52 mm²

Sealable: **Yes**

Splice Capacity: **4**

Splice Features: **End Feed**

[All CoolSplice Quick Connect Splice \(12\)](#)

Features

Product Type Features

Sealable	Yes
Splice Type	Butt Splice
Compatible With Discrete Wire Type	Solid, Stranded
Wire Insulation Support Retention Type	Insulation Support

Configuration Features

Splice Capacity	4
Compatible With Wire & Cable Type	Discrete Wire

Electrical Characteristics

Current Rating	5 A
Operating Voltage	600 V

Body Features

Button Color	Blue
Splice Features	End Feed



Contact Features

Contact Base Material	Phosphor Bronze
-----------------------	-----------------

Mechanical Attachment

Wire Insulation Support	With
-------------------------	------

Dimensions

Wire Size	.34 – .52 mm ²
Compatible Insulation Diameter Range	2.85 mm[.112 in]
Product Length	36.4 mm[1.433 in]

Usage Conditions

Insulation Option	Fully Insulated
Operating Temperature Range	-40 – 105 °C[-40 – 221 °F]

Operation/Application

Compatible With Wire Base Material	Copper
------------------------------------	--------

Industry Standards

Agency/Standard	IEC, UL
Approved Standards	IEC 60988-2-3, UL 1977, UL 2459
UL Flammability Rating	UL 94V-2
Government Qualified Splice	No

Packaging Features

Packaging Method	Box
------------------	-----

Product Compliance

[For compliance documentation, visit the product page on TE.com>](#)

EU RoHS Directive 2011/65/EU	Compliant
EU ELV Directive 2000/53/EC	Compliant
China RoHS 2 Directive MIIT Order No 32, 2016	No Restricted Materials Above Threshold
EU REACH Regulation (EC) No. 1907/2006	Current ECHA Candidate List: JUNE 2023 (235) Candidate List Declared Against: JUNE 2022 (224) Does not contain REACH SVHC
Halogen Content	Low Halogen - Br, Cl, F, I < 900 ppm per homogenous material. Also BFR/CFR/PVC Free

Solder Process Capability

Not reviewed for solder process capability

Product Compliance Disclaimer

This information is provided based on reasonable inquiry of our suppliers and represents our current actual knowledge based on the information they provided. This information is subject to change. The part numbers that TE has identified as EU RoHS compliant have a maximum concentration of 0.1% by weight in homogenous materials for lead, hexavalent chromium, mercury, PBB, PBDE, DBP, BBP, DEHP, DIBP, and 0.01% for cadmium, or qualify for an exemption to these limits as defined in the Annexes of Directive 2011/65/EU (RoHS2). Finished electrical and electronic equipment products will be CE marked as required by Directive 2011/65/EU. Components may not be CE marked. Additionally, the part numbers that TE has identified as EU ELV compliant have a maximum concentration of 0.1% by weight in homogenous materials for lead, hexavalent chromium, and mercury, and 0.01% for cadmium, or qualify for an exemption to these limits as defined in the Annexes of Directive 2000/53/EC (ELV). Regarding the REACH Regulation, the information TE provides on SVHC in articles for this part number is based on the latest European Chemicals Agency (ECHA) 'Guidance on requirements for substances in articles' posted at this URL: <https://echa.europa.eu/guidance-documents/guidance-on-reach>

Compatible Parts



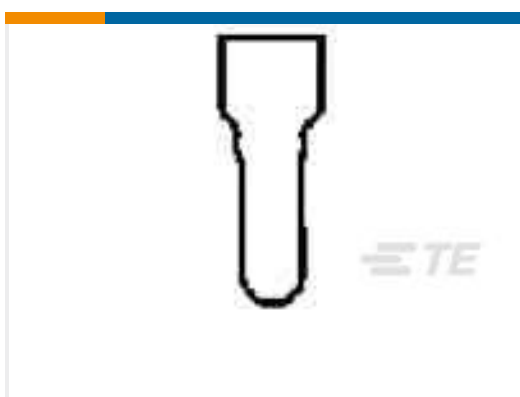
TE Part # 2213800-3
COOLSPICE NEW STANDARD

Also in the Series | CoolSplice Connectors




Splices(12)

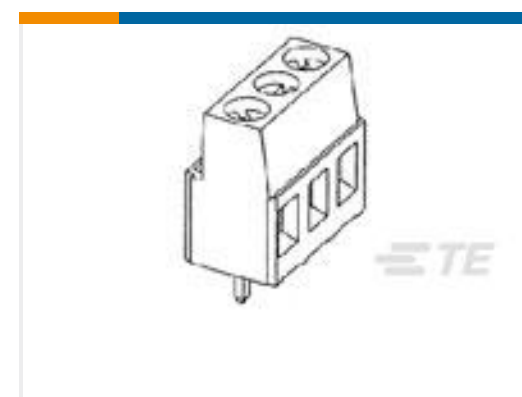
Customers Also Bought



TE Part #1-35115-0
SPLICE,N CE 22-14



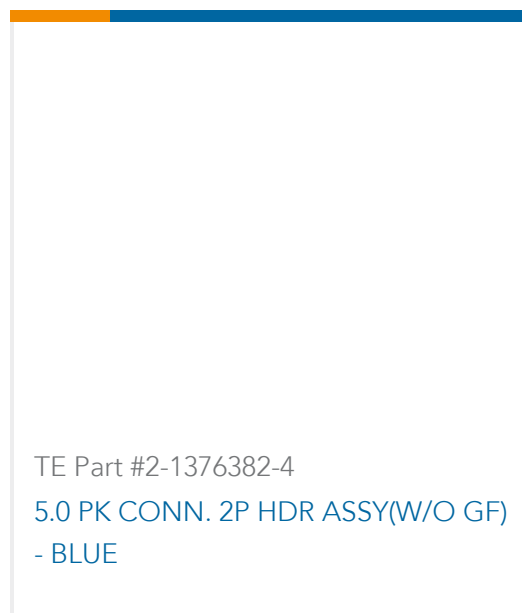
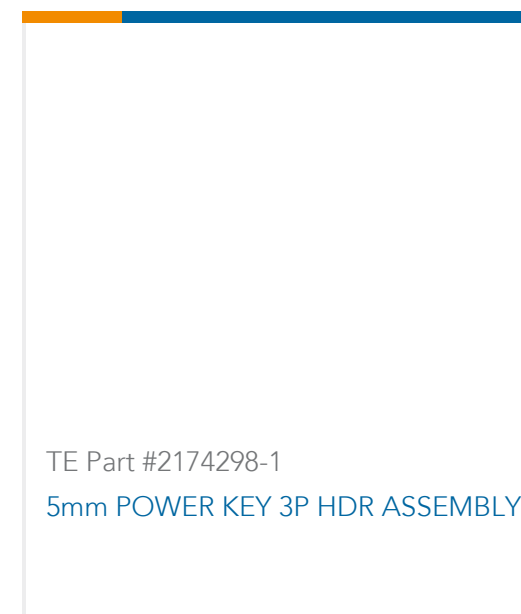
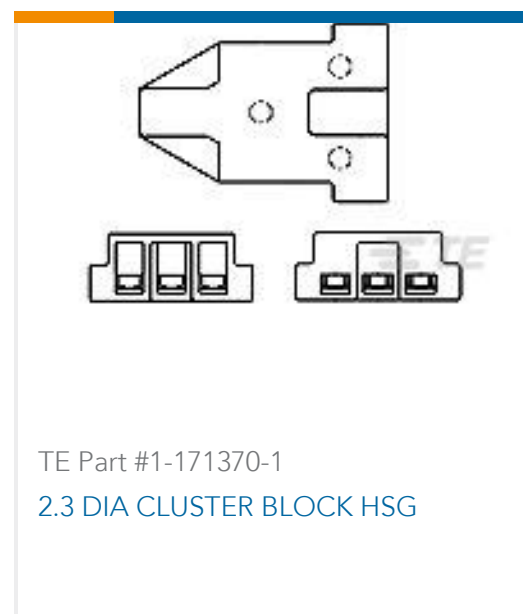
TE Part #2213611-3
MINI HERM ASSY WITH POSTS -
SELECT GOLD



TE Part #796949-6
6 POS TERMI-BLOK PCB MOUNT



TE Part #1376387-2
5.0 PK CONN. 6P(2ROW) HDR W/O
GF-NATURAL



Documents

Product Drawings

COOLSPICE NEW STANDARD

English

CAD Files

3D PDF

3D

Customer View Model

[ENG_CVM_CVM_2213800-4_D2.2d_dxf.zip](#)

English

Customer View Model

[ENG_CVM_CVM_2213800-4_D2.3d_igs.zip](#)

English

Customer View Model

[ENG_CVM_CVM_2213800-4_D2.3d_stp.zip](#)

English

By downloading the CAD file I accept and agree to the [Terms and Conditions](#) of use.

Datasheets & Catalog Pages

CoolSplice New Standard flyer (Chinese)

English

CoolSplice Connector

CoolSplice Connector

English

Product Specifications

Application Specification



English

Product Environmental Compliance

Product Compliance

English

Product Compliance

English

Instruction Sheets

Instruction Sheet (U.S.)

English

Agency Approvals

DEKRA_CB_NL-68996_C1 CoolSplice IEC60998-2-3

English