

2198720-1 ✓ ACTIVE

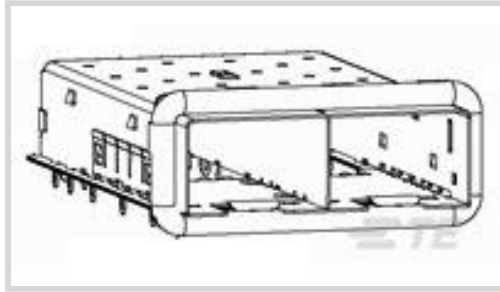
TE Internal #: 2198720-1

SFP, SFP+ & zSFP+, Cage Assembly, Data Rate (Max) 28 Gb/s,
Elastomeric Gasket, EMI Enhanced, Not Optional, 1 x 2, None,
Through Hole - Press-Fit

[View on TE.com >](#)



Connectors > Pluggable IO Connectors & Cages > SFP, SFP+ & zSFP+ > zSFP+ Cage Assembly: Elastomeric Gasket



Pluggable I/O Product Type: **Cage Assembly**

Data Rate (Max): **28 Gb/s**

EMI Containment Feature Type: **Elastomeric Gasket**

Pluggable I/O Applications: **EMI Enhanced**

Lightpipe Options: **Not Optional**

[All zSFP+ Cage Assembly: Elastomeric Gasket \(8\)](#)

Features

Product Type Features

Form Factor	zSFP+
Cage Type	Ganged
Pluggable I/O Product Type	Cage Assembly
Lightpipe Options	Not Optional
Connector System	Cable-to-Board
Sealable	Yes
Connector & Contact Terminates To	Printed Circuit Board

Configuration Features

Port Matrix Configuration	1 x 2
Lightpipe Configuration	None
Number of Ports	2

Electrical Characteristics

Data Rate (Max)	28 Gb/s
-----------------	---------

Termination Features

Termination Post & Tail Length	2.05 mm[.081 in]
Termination Method to Printed Circuit Board	Through Hole - Press-Fit

Mechanical Attachment



Connector Mounting Type	Board Mount
-------------------------	-------------

Housing Features

Cage Material	Nickel Silver Alloy
---------------	---------------------

Dimensions

PCB Thickness (Recommended)	3 mm [.118 in]
-----------------------------	----------------

Usage Conditions

Operating Temperature Range	-55 – 105 °C [-67 – 221 °F]
-----------------------------	-----------------------------

Operation/Application

Heat Sink Compatible	No
For Use With Pluggable I/O Products	zSFP+ SMT Connector
Pluggable I/O Applications	EMI Enhanced
Circuit Application	Signal

Packaging Features

Packaging Method	Tray
------------------	------

Other

EMI Containment Feature Type	Elastomeric Gasket
------------------------------	--------------------

Product Compliance

[For compliance documentation, visit the product page on TE.com>](#)

EU RoHS Directive 2011/65/EU	Compliant
EU ELV Directive 2000/53/EC	Compliant
China RoHS 2 Directive MIIT Order No 32, 2016	No Restricted Materials Above Threshold
EU REACH Regulation (EC) No. 1907/2006	Current ECHA Candidate List: JUNE 2023 (235) Candidate List Declared Against: JUNE 2022 (224) Does not contain REACH SVHC
Halogen Content	Low Halogen - Br, Cl, F, I < 900 ppm per homogenous material. Also BFR/CFR/PVC Free
Solder Process Capability	Not applicable for solder process capability











Product Compliance Disclaimer

This information is provided based on reasonable inquiry of our suppliers and represents our current actual knowledge based on the information they provided. This information is subject to change. The part numbers that TE has identified as EU RoHS compliant have a maximum concentration of 0.1% by weight in homogenous materials for lead, hexavalent



chromium, mercury, PBB, PBDE, DBP, BBP, DEHP, DIBP, and 0.01% for cadmium, or qualify for an exemption to these limits as defined in the Annexes of Directive 2011/65/EU (RoHS2). Finished electrical and electronic equipment products will be CE marked as required by Directive 2011/65/EU. Components may not be CE marked. Additionally, the part numbers that TE has identified as EU ELV compliant have a maximum concentration of 0.1% by weight in homogenous materials for lead, hexavalent chromium, and mercury, and 0.01% for cadmium, or qualify for an exemption to these limits as defined in the Annexes of Directive 2000/53/EC (ELV). Regarding the REACH Regulations, TE's information on SVHC in articles for this part number is still based on the European Chemical Agency (ECHA) 'Guidance on requirements for substances in articles' (Version: 2, April 2011), applying the 0.1% weight on weight concentration threshold at the finished product level. TE is aware of the European Court of Justice ruling of September 10th, 2015 also known as O5A (Once An Article Always An Article) stating that, in case of 'complex object', the threshold for a SVHC must be applied to both the product as a whole and simultaneously to each of the articles forming part of its composition. TE has evaluated this ruling based on the new ECHA "Guidance on requirements for substances in articles" (June 2017, version 4.0) and will be updating its statements accordingly.

Compatible Parts

 <p>TE Part # CAT-C11-N490333 QSFP28-Four SFP+ Cable Assembly: 30 AWG</p>	 <p>TE Part # CAT-C11-N490325 QSFP28-Four SFP+ Cable Assembly: 26 AWG</p>	 <p>TE Part # CAT-C11-N490114 SFP28 to SFP28 Cable Assembly: 30 AWG</p>	 <p>TE Part # CAT-C11-N49011 SFP28 to SFP28 Cable Assembly: 26 AWG</p>
 <p>TE Part # CAT-Q17-N49011 QSFP56-Four SFP56 Cable Assembly: 30 AWG</p>	 <p>TE Part # CAT-Q17-N490333 QSFP56-Four SFP56 Cable Assembly: 26 AWG</p>	 <p>TE Part # 4-2821222-5 SFP56 DIRECT ATTACH CA, 2M, 30AWG</p>	 <p>TE Part # 4-2821224-5 SFP56 DIRECT ATTACH CA, 3M, 26AWG</p>
 <p>TE Part # 4-2334985-2 SFP56 DIRECT ATTACH CA, 1M, 32AWG</p>	 <p>TE Part # 2334985-2 SFP28 DIRECT ATTACH CA, 1M, 32AWG</p>	 <p>TE Part # CAT-C11-N490111 SFP28 to SFP28 Cable Assembly: 28 AWG</p>	 <p>TE Part # 2215061-2 ASSY, SEATING TL, zSFP+ 1 X 2</p>

Customers Also Bought



Documents

Product Drawings

[zSFP+ 1x2 Cage Assembly, Press-Fit](#)

English

CAD Files

[3D PDF](#)

3D

Customer View Model

[ENG_CVM_CVM_2198720-1_B.2d_dxf.zip](#)

English

Customer View Model

[ENG_CVM_CVM_2198720-1_B.3d_igs.zip](#)

English

Customer View Model

[ENG_CVM_CVM_2198720-1_B.3d_stp.zip](#)

English

By downloading the CAD file I accept and agree to the [Terms and Conditions](#) of use.

Datasheets & Catalog Pages



[zSFP+ Interconnect Brochure](#)

English

[Product Specifications](#)

[Application Specification](#)

English

[Instruction Sheets](#)

[Instruction Sheet \(U.S.\)](#)

English

[Instruction Sheet \(U.S.\)](#)

English