



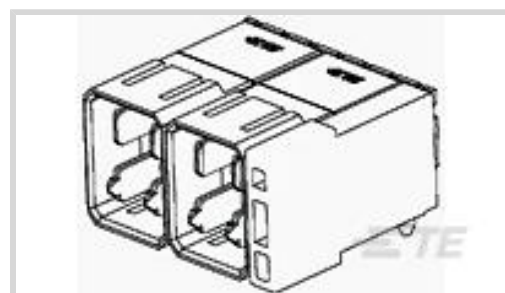
IMPACT Power

TE Internal #: 2180851-4

Backplane Power Connectors, PCB Mount Header, Board-to-Board, 4 Position, Right Angle, Orthogonal, 5.2 mm [.205 in] Centerline, IMPACT Power

[View on TE.com >](#)

Connectors > Power Connectors > Backplane Power > Backplane Power Connectors



PCB Connector Assembly Type: **PCB Mount Header**

Connector System: **Board-to-Board**

Number of Positions: **4**

PCB Mount Orientation: **Right Angle**

Backplane Architecture: **Orthogonal**

Features

Product Type Features

PCB Connector Assembly Type	PCB Mount Header
Connector System	Board-to-Board
Connector & Contact Terminates To	Printed Circuit Board

Configuration Features

Number of Columns	2
Number of Positions	4
PCB Mount Orientation	Right Angle
Backplane Architecture	Orthogonal
Stackable	No

Electrical Characteristics

Operating Voltage	48 VDC
-------------------	--------

Contact Features

Contact Current Rating (Max)	15 A
------------------------------	------

Termination Features

Termination Post & Tail Length	2.5 mm[.098 in]
Termination Method to Printed Circuit Board	Through Hole - Press-Fit

Mechanical Attachment

Connector Mounting Type	Board Mount
-------------------------	-------------



Housing Features

Housing Material	LCP (Liquid Crystal Polymer)
Housing Color	Black
Centerline (Pitch)	5.2 mm [.205 in]

Dimensions

PCB Hole Diameter	.73 mm [.029 in]
-------------------	------------------

Usage Conditions

Operating Temperature Range	-55 – 85 °C [-67 – 185 °F]
-----------------------------	----------------------------

Operation/Application

Circuit Application	Power
---------------------	-------

Industry Standards

UL Flammability Rating	UL 94V-0
------------------------	----------

Product Compliance

[For compliance documentation, visit the product page on TE.com>](#)

EU RoHS Directive 2011/65/EU	Compliant
EU ELV Directive 2000/53/EC	Compliant
China RoHS 2 Directive MIIT Order No 32, 2016	No Restricted Materials Above Threshold
EU REACH Regulation (EC) No. 1907/2006	Current ECHA Candidate List: JUNE 2023 (235) Candidate List Declared Against: JUNE 2023 (235) Does not contain REACH SVHC
Halogen Content	Low Halogen - Br, Cl, F, I < 900 ppm per homogenous material. Also BFR/CFR/PVC Free
Solder Process Capability	Not reviewed for solder process capability

Product Compliance Disclaimer


This information is provided based on reasonable inquiry of our suppliers and represents our current actual knowledge based on the information they provided. This information is subject to change. The part numbers that TE has identified as EU RoHS compliant have a maximum concentration of 0.1% by weight in homogenous materials for lead, hexavalent chromium, mercury, PBB, PBDE, DBP, BBP, DEHP, DIBP, and 0.01% for cadmium, or qualify for an exemption to these limits as defined in the Annexes of Directive 2011/65/EU (RoHS2). Finished electrical and electronic equipment products will be CE marked as required by Directive 2011/65/EU. Components may not be CE marked. Additionally, the part numbers that TE has identified as EU ELV compliant have a maximum concentration of 0.1% by weight in homogenous materials for lead, hexavalent chromium, and mercury, and 0.01% for cadmium, or qualify for an exemption to these limits as defined in the Annexes of Directive 2000/53/EC (ELV). Regarding the REACH Regulation, the information TE provides

on SVHC in articles for this part number is based on the latest European Chemicals Agency (ECHA) 'Guidance on requirements for substances in articles' posted at this URL: <https://echa.europa.eu/guidance-documents/guidance-on-reach>


Compatible Parts

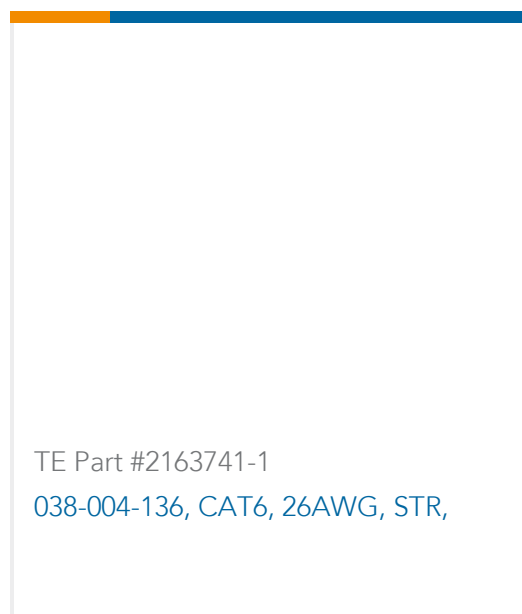


Also in the Series | IMPACT Power



Customers Also Bought





Documents

Product Drawings

[IMP,PWR,3PR,HDR,R-HLD,1X,797-4,N/A](#)

English

CAD Files

[3D PDF](#)

3D

Customer View Model

[ENG_CVM_CVM_2180851-4_A_c-2180851-4-a.2d_dxf.zip](#)

English

Customer View Model

[ENG_CVM_CVM_2180851-4_A_c-2180851-4-a.3d_igs.zip](#)

English

Customer View Model

[ENG_CVM_CVM_2180851-4_A_c-2180851-4-a.3d_stp.zip](#)

English

By downloading the CAD file I accept and agree to the [Terms and Conditions](#) of use.

Product Specifications

[Application Specification](#)

English

[Application Specification](#)

English

Product Environmental Compliance

[Product Compliance](#)

English

[Product Compliance](#)

English

Agency Approvals

[UL](#)

English