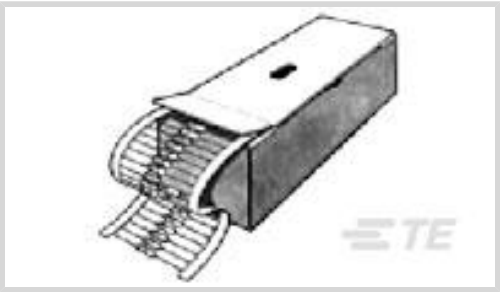




Passive Components > Resistors > Through-Hole Resistors



Resistor Type: **Power Resistor**

Passive Component Dimensions: **17.5 x 6.5 mm**

Number of Terminations: **2**

Packaging Method: **Ammo Packed**

Passive Component Tolerance: **5 %**

Features

Product Type Features

Product Type	Fixed Resistor
Resistor Type	Power Resistor
Element Type	Ceramic Composition, Wire Wound

Configuration Features

Number of Resistors	1
---------------------	---

Electrical Characteristics

Voltage Rating	500 V
Passive Component Tolerance	5 %
Resistance Class	Up to 1k Ω
Resistance Value	33 Ω
Power Rating	3 W

Body Features

Passive Component Lead Type	Axial-Leaded
-----------------------------	--------------

Termination Features

Number of Terminations	2
Passive Component Termination Material Type	Tinned Copper Leads

Dimensions

Passive Component Dimensions	17.5 x 6.5 mm
------------------------------	---------------



Usage Conditions

Operating Temperature Range	-55 – 155 °C
Temperature Coefficient	±300 ppm/°C

Packaging Features

Packaging Method	Ammo Packed
------------------	-------------

Product Compliance

For compliance documentation, visit the product page on [TE.com](#)>

EU RoHS Directive 2011/65/EU	Compliant
EU ELV Directive 2000/53/EC	Compliant
China RoHS 2 Directive MIIT Order No 32, 2016	No Restricted Materials Above Threshold
EU REACH Regulation (EC) No. 1907/2006	Current ECHA Candidate List: JUNE 2023 (235) Candidate List Declared Against: JUL 2021 (219) Does not contain REACH SVHC
Halogen Content	Low Halogen - Br, Cl, F, I < 900 ppm per homogenous material. Also BFR/CFR/PVC Free
Solder Process Capability	Wave solder capable to 265°C


Product Compliance Disclaimer

This information is provided based on reasonable inquiry of our suppliers and represents our current actual knowledge based on the information they provided. This information is subject to change. The part numbers that TE has identified as EU RoHS compliant have a maximum concentration of 0.1% by weight in homogenous materials for lead, hexavalent chromium, mercury, PBB, PBDE, DBP, BBP, DEHP, DIBP, and 0.01% for cadmium, or qualify for an exemption to these limits as defined in the Annexes of Directive 2011/65/EU (RoHS2). Finished electrical and electronic equipment products will be CE marked as required by Directive 2011/65/EU. Components may not be CE marked. Additionally, the part numbers that TE has identified as EU ELV compliant have a maximum concentration of 0.1% by weight in homogenous materials for lead, hexavalent chromium, and mercury, and 0.01% for cadmium, or qualify for an exemption to these limits as defined in the Annexes of Directive 2000/53/EC (ELV). Regarding the REACH Regulation, the information TE provides on SVHC in articles for this part number is based on the latest European Chemicals Agency (ECHA) 'Guidance on requirements for substances in articles' posted at this URL: <https://echa.europa.eu/guidance-documents/guidance-on-reach>

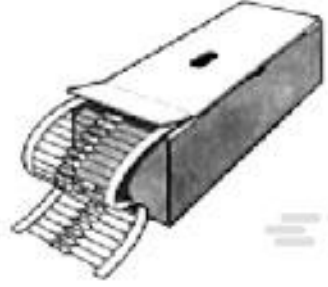
Compatible Parts



TE Part # 2176083-1
EP 5W (S) 10R 5%



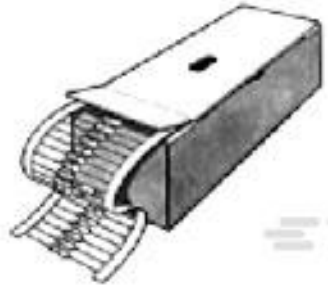
TE Part # 2176081-7
EP 1W (S) 100R 5%



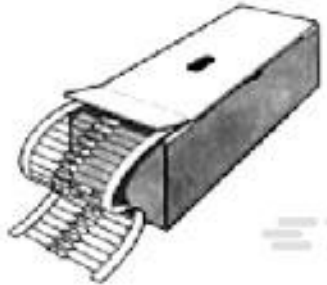
TE Part # 2176079-5
EP 3W 47R 5%



TE Part # 2176082-4
EP 3W (S) 33R 5%



TE Part # 2176084-7
EP 7W (S) 100R 5%



TE Part # 2176085-7
EP 9W (S) 100R 5%

Also in the Series | Neohm EP



Surface Mount Resistors(1)



Through-Hole Resistors(635)

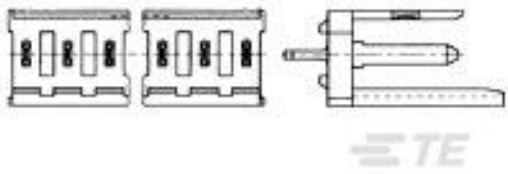
Customers Also Bought



TE Part #5179031-3
0.8FH,P08H.5,080,08/Sn,TU



TE Part #5520249-2
MJ,R/A,4P,PNL STOP,TRAY



TE Part #280610-1
4P MOD 1 SHROUDED HEADER, ST, TIN PLTD



TE Part #63823-1
187 FASTON TAB TPBR



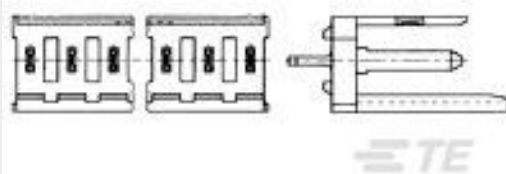
TE Part #1-2106003-1
Connector, SMT-IDC, 1 POS, 20 AWG



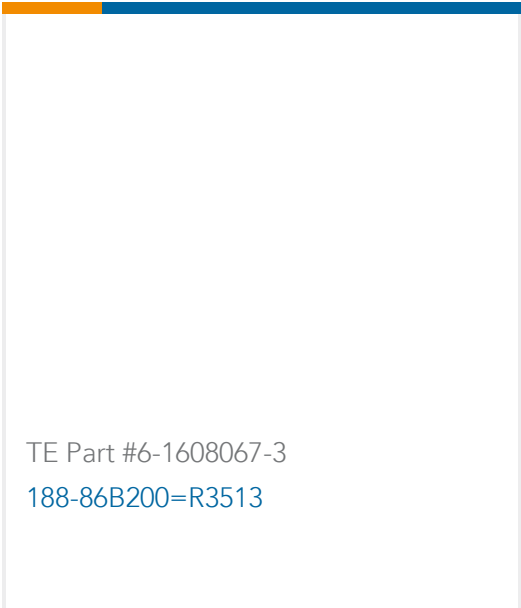
TE Part #2-2176325-4
CRGP 0402 820R 1%



TE Part #2-2176329-4
CRGP 1210 820R 1%



TE Part #280614-1
12P MOD 1 SHROUDED HEADER, ST, TIN PLTD



Documents

CAD Files

3D PDF

3D

Customer View Model

ENG_CVM_CVM_2176079-4_BA.2d_dxf.zip

English

Customer View Model

ENG_CVM_CVM_2176079-4_BA.3d_igs.zip

English

Customer View Model

ENG_CVM_CVM_2176079-4_BA.3d_stp.zip

English

By downloading the CAD file I accept and agree to the [Terms and Conditions](#) of use.

Datasheets & Catalog Pages

Wirewound Anti Surge Resistors - Type EP Series

English