



QSFP/QSFP+

TE Internal #: 2170112-2

QSFP, QSFP+ & zQSPF+, Cage Assembly, 1 x 1, Customer Applied Gasket, Included Lightpipe, Standard, Data Rate (Max) 14 Gb/s, 1 Port, QSFP/QSFP+

[View on TE.com >](#)

Connectors > Pluggable IO Connectors & Cages > QSFP, QSFP+ & zQSPF+



Pluggable I/O Product Type: **Cage Assembly**
 Port Matrix Configuration: **1 x 1**
 EMI Containment Feature Type: **Customer Applied Gasket**
 Thermal Accessory Type Included: **Heat Sink**
 Included Lightpipe: **Yes**

Features

Product Type Features

Form Factor	QSFP+
Cage Type	Single
Pluggable I/O Product Type	Cage Assembly
Thermal Accessory Type Included	Heat Sink
Connector System	Cable-to-Board
Sealable	No
Connector & Contact Terminates To	Printed Circuit Board

Configuration Features

Port Matrix Configuration	1 x 1
Number of Ports	1
Lightpipe Configuration	Dual Round
Number of Rear EONs per Port Column	2

Electrical Characteristics

Data Rate (Max)	14 Gb/s
-----------------	---------

Body Features

Heat Sink Finish	Anodized Black
Heat Sink Style	Pin



Heat Sink Height Class	SAN
------------------------	-----

Heat Sink Height	6.5 mm[.256 in]
------------------	-----------------

Contact Features

PCB Contact Termination Area Plating Material	Tin
---	-----

Termination Features

Termination Post & Tail Length	2.2 mm[.086 in]
--------------------------------	-----------------

Termination Method to Printed Circuit Board	Through Hole - Press-Fit
---	--------------------------

Mechanical Attachment

Connector Mounting Type	Board Mount
-------------------------	-------------

Housing Features

Cage Material	Nickel Silver
---------------	---------------

Dimensions

PCB Thickness (Recommended)	1.45 mm[.057 in]
-----------------------------	------------------

Usage Conditions

Operating Temperature Range	-55 – 105 °C[-67 – 221 °F]
-----------------------------	----------------------------

Operation/Application

For Use With Pluggable I/O Products	QSFP Cable Assembly, QSFP MSA Compatible Transceiver
-------------------------------------	--

Pluggable I/O Applications	SFP+ Stacked Belly-to-Belly
----------------------------	-----------------------------

Circuit Application	Signal
---------------------	--------

Industry Standards

UL Flammability Rating	UL 94V-0
------------------------	----------

Packaging Features

Packaging Method	Box & Tray
------------------	------------

Other

EMI Containment Feature Type	Customer Applied Gasket
------------------------------	-------------------------

Included Lightpipe	Yes
--------------------	-----

Enhancements	Standard
--------------	----------

Product Compliance

[For compliance documentation, visit the product page on TE.com>](#)

EU RoHS Directive 2011/65/EU	Compliant
------------------------------	-----------











EU ELV Directive 2000/53/EC	Compliant
China RoHS 2 Directive MIIT Order No 32, 2016	No Restricted Materials Above Threshold
EU REACH Regulation (EC) No. 1907/2006	Current ECHA Candidate List: JUNE 2023 (235) Candidate List Declared Against: JAN 2021 (211) Does not contain REACH SVHC
Halogen Content	Not Low Halogen - contains Br or Cl > 900 ppm.
Solder Process Capability	Not applicable for solder process capability

Product Compliance Disclaimer

This information is provided based on reasonable inquiry of our suppliers and represents our current actual knowledge based on the information they provided. This information is subject to change. The part numbers that TE has identified as EU RoHS compliant have a maximum concentration of 0.1% by weight in homogenous materials for lead, hexavalent chromium, mercury, PBB, PBDE, DBP, BBP, DEHP, DIBP, and 0.01% for cadmium, or qualify for an exemption to these limits as defined in the Annexes of Directive 2011/65/EU (RoHS2). Finished electrical and electronic equipment products will be CE marked as required by Directive 2011/65/EU. Components may not be CE marked. Additionally, the part numbers that TE has identified as EU ELV compliant have a maximum concentration of 0.1% by weight in homogenous materials for lead, hexavalent chromium, and mercury, and 0.01% for cadmium, or qualify for an exemption to these limits as defined in the Annexes of Directive 2000/53/EC (ELV). Regarding the REACH Regulation, the information TE provides on SVHC in articles for this part number is based on the latest European Chemicals Agency (ECHA) 'Guidance on requirements for substances in articles' posted at this URL: <https://echa.europa.eu/guidance-documents/guidance-on-reach>

Compatible Parts

 <p>TE Part # CAT-C11-H501114 QSFP to QSFP I/O Cable Assembly: 30 AWG</p>	 <p>TE Part # CAT-C11-H50111 QSFP-Four SFP+ I/O Cable Assembly 30 AWG</p>	 <p>TE Part # 1888810-2 EMI/Dust Cover,XFP And QSFP</p>	 <p>TE Part # 2110819-1 QSFP+ Enh EVERCLEAR PT Conn</p>
 <p>TE Part # CAT-C11-H5011 QSFP-Four SFP+ I/O Cable Assembly 28 AWG</p>	 <p>TE Part # CAT-C11-H5011142 QSFP to QSFP I/O Cable Assembly: 33 AWG</p>	 <p>TE Part # 2053638-4 C/A, QSFP, 4M, P1-P2, UNEQUALIZED</p>	 <p>TE Part # 2202165-4 QSFP TO QSFP, 26AWG, FDR, 4.0 METER</p>



TE Part # 2202165-5
QSFP TO QSFP, 26AWG, FDR, 5.0
METER



TE Part # 2829040-2
QSFP IB EDR, 33AWG, 1.0M



TE Part # 2829040-4
QSFP IB EDR, 30AWG, 1.0M



TE Part # 2829040-6
QSFP IB EDR, 30AWG, 2.0M



TE Part # 2829040-7
QSFP IB EDR, 26AWG, 2.0M




TE Part # 2829040-8
QSFP IB EDR, 26AWG, 3.0M



TE Part # 2821033-8
QSFP TO [4]SFP+, 28G, 1M, 33AWG

Also in the Series | QSFP/QSFP+



Heat Sinks(1)



Pluggable I/O Cable Assemblies(23)



QSFP, QSFP+ & zQSFP+(158)

Customers Also Bought



TE Part #2-1462039-9
IM23GR=IM RELAY 50mW 5V



TE Part #5207719-1
KIT SCREWLOCK FEMALE



TE Part #640445-5
05P MTA156 HDR ASSY FL/STR SN



TE Part #640445-8
08P MTA156 HDR ASSY FL/STR SN



TE Part #1676199-2
RN 0805 15K 0.1% 10PPM 1KRL



TE Part #1676282-2
RN 0805 2K0 0.1% 10PPM 1KRL



TE Part #8-1625868-5
RP 2A 0.25W 40R2 0.1% 25PPM 1K RL



TE Part #1676172-2
RN 0805 12K1 0.1% 10PPM 1KRL



Documents

Product Drawings

[Cage Assy SAN Hsink QSFP Behind Bezel](#)

English

CAD Files

[3D PDF](#)

3D

[Customer View Model](#)

[ENG_CVM_CVM_2170112-2_4.2d_dxf.zip](#)

English

[Customer View Model](#)

[ENG_CVM_CVM_2170112-2_4.3d_igs.zip](#)

English

[Customer View Model](#)

[ENG_CVM_CVM_2170112-2_4.3d_stp.zip](#)

English

By downloading the CAD file I accept and agree to the [Terms and Conditions](#) of use.

Product Specifications

[Application Specification](#)

English

[Application Specification](#)

English