

215876-1 ✓ ACTIVE

Alcoswitch SE


TE Internal #: 215876-1

RJ25 Connectors, Single Port, 1 x 1, Low Profile, RJ Type Jacks & Plugs, Standard Connector Contact Density, Jack, Alcoswitch SE

[View on TE.com >](#)



Connectors > Modular Jacks & Plugs > RJ25 Connectors



Port Configuration: **Single Port**

Port Matrix Configuration: **1 x 1**

Connector Profile: **Low**

Modular Jacks & Plugs Products: **RJ Type Jacks & Plugs**

Connector Contact Density: **Standard**

Features

Product Type Features

Grounding Options	None
Connector Product Type	Connector Assembly
Modular Jacks & Plugs Products	RJ Type Jacks & Plugs
Modular Connector Style	Jack
Connector System	Cable-to-Board
Connector & Contact Terminates To	Printed Circuit Board

Configuration Features

Port Configuration	Single Port
Port Matrix Configuration	1 x 1
Connector Contact Density	Standard
PCB Mount Orientation	Right Angle
Number of Positions	6
Number of Loaded Positions	6

Body Features



Connector Profile	Low
-------------------	-----

Modular Jack Latch Orientation	Standard - Latch Down
--------------------------------	-----------------------

Contact Features

Contact Underplating Material	Nickel
-------------------------------	--------

Contact Base Material	Phosphor Bronze
-----------------------	-----------------

Contact Mating Area Plating Material	Gold Flash over Palladium Nickel
--------------------------------------	----------------------------------

Contact Current Rating (Max)	1.5 A
------------------------------	-------

PCB Contact Termination Area Plating Material	Tin
---	-----

Termination Features

Termination Method to Printed Circuit Board	Through Hole - Solder
---	-----------------------

Termination Post & Tail Length	3.2 mm[.126 in]
--------------------------------	-----------------

Mechanical Attachment

Mating Alignment	Without
------------------	---------

Connector Mounting Type	Board Mount
-------------------------	-------------

Panel Mount Feature	Without
---------------------	---------

Housing Features

Mating Entry Location	Side
-----------------------	------

Housing Color	Black
---------------	-------

Housing Material	PBT
------------------	-----

Centerline (Pitch)	1.27 mm[.05 in]
--------------------	-----------------

Dimensions

Connector Height	11.5 mm[.453 in]
------------------	------------------

PCB Thickness (Recommended)	1.6 mm[.062 in]
-----------------------------	-----------------

Usage Conditions

Operating Temperature Range	-40 – 70 °C[-40 – 158 °F]
-----------------------------	---------------------------

Operation/Application

Shielded	No
----------	----

Circuit Application	Signal
---------------------	--------

Industry Standards

Performance Category	Cat 3
----------------------	-------

UL Flammability Rating	UL 94V-0
------------------------	----------

Packaging Features



Packaging Method	Tape Mounted on Reel
------------------	----------------------

Packaging Quantity	800
--------------------	-----

Other

Modular Jacks & Plugs Comment	On any modular jack, Terminal No. 1 is the terminal to the extreme left as you face the jack opening, tab notch down.
-------------------------------	---

Product Compliance

[For compliance documentation, visit the product page on TE.com>](#)

EU RoHS Directive 2011/65/EU	Compliant
------------------------------	-----------

EU ELV Directive 2000/53/EC	Compliant
-----------------------------	-----------

China RoHS 2 Directive MIIT Order No 32, 2016	No Restricted Materials Above Threshold
---	---

EU REACH Regulation (EC) No. 1907/2006	Current ECHA Candidate List: JUNE 2023 (235) Candidate List Declared Against: JUNE 2023 (235) Does not contain REACH SVHC
--	---

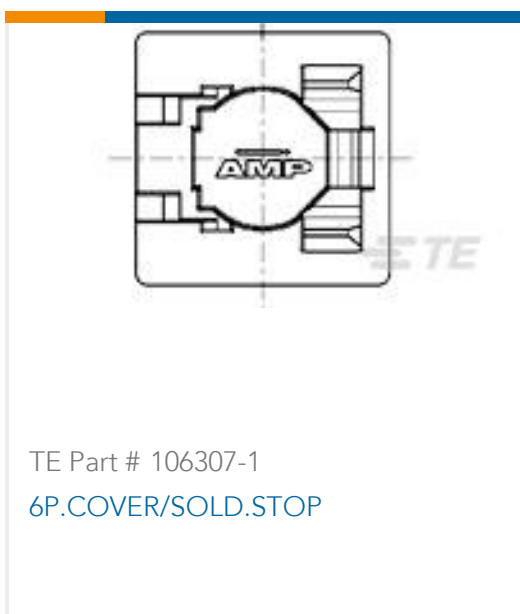
Halogen Content	Not Low Halogen - contains Br or Cl > 900 ppm.
-----------------	--

Solder Process Capability	Wave solder capable to 265°C
---------------------------	------------------------------

Product Compliance Disclaimer


This information is provided based on reasonable inquiry of our suppliers and represents our current actual knowledge based on the information they provided. This information is subject to change. The part numbers that TE has identified as EU RoHS compliant have a maximum concentration of 0.1% by weight in homogenous materials for lead, hexavalent chromium, mercury, PBB, PBDE, DBP, BBP, DEHP, DIBP, and 0.01% for cadmium, or qualify for an exemption to these limits as defined in the Annexes of Directive 2011/65/EU (RoHS2). Finished electrical and electronic equipment products will be CE marked as required by Directive 2011/65/EU. Components may not be CE marked. Additionally, the part numbers that TE has identified as EU ELV compliant have a maximum concentration of 0.1% by weight in homogenous materials for lead, hexavalent chromium, and mercury, and 0.01% for cadmium, or qualify for an exemption to these limits as defined in the Annexes of Directive 2000/53/EC (ELV). Regarding the REACH Regulation, the information TE provides on SVHC in articles for this part number is based on the latest European Chemicals Agency (ECHA) 'Guidance on requirements for substances in articles' posted at this URL: <https://echa.europa.eu/guidance-documents/guidance-on-reach>

Compatible Parts



TE Part # 106307-1
6P.COVER/SOLD.STOP

Also in the Series | Alcoswitch SE



High Speed Backplane Connectors(1)



Printable Tubing(3)



RJ14 Connectors(4)



RJ22 Connectors(2)



RJ25 Connectors(5)



RJ45 Connectors(9)




Slide Switches(5)

Customers Also Bought



TE Part #5164713-8
8P.MINI-MATCH ASSY



TE Part #826926-5
5P AMPMODU II STIFT LEI



TE Part #5164711-8
08pos.MINI-MATCH FBTB, 2.5mm pitch




TE Part #746610-3
016 DIP PLUG 100CL TIN



TE Part #1676374-2
RN 0805 54K9 0.1% 10PPM 1KRL



TE Part #7-1879354-9
RR03 5% 560R AMMO



TE Part #5-2176421-0
TLRP 2512 2.0W R012 1% 50PPM 4K RL



TE Part #2199249-7
Shield Finger, Loose Piece, Type B, 2.0 h



Documents

Product Drawings

[6/6 PCB MOD.JACK SE](#)

English

CAD Files

Customer View Model

[ENG_CVM_CVM_215876-1_L.2d_dxf.zip](#)

English

[3D PDF](#)

3D

Customer View Model

[ENG_CVM_CVM_215876-1_L.3d_igs.zip](#)

English

Customer View Model

[ENG_CVM_CVM_215876-1_L.3d_stp.zip](#)

English

By downloading the CAD file I accept and agree to the [Terms and Conditions](#) of use.

Datasheets & Catalog Pages

[82066 - Modular Jacks and MRJ21 Product catalog - Single Port Modular Jacks section](#)

English

[1-1773464-9_MODULAR_JACKS_SINGLE_PORT_PCB_MOUNT](#)

English

Product Specifications

[side entry, bottom entry, top entry and toolless modular jack](#)

English

[Product Specification](#)

English

Product Environmental Compliance

[Product Compliance Document](#)

English

[Product Compliance Document](#)

English