

213886-1 ✓ ACTIVE

METRIMATE


TE Internal #: 213886-1

Rectangular Connector Housings, Wire-to-Panel / Wire-to-Wire, 8
Position, .315 in [8 mm] Centerline, 3 Row, Polyester GF, Plug,
Socket, Power

[View on TE.com >](#)



Connectors > Rectangular Connectors > Rectangular Connector Housings



Connector System: **Wire-to-Panel, Wire-to-Wire**

Number of Positions: **8**

Centerline (Pitch): **8 mm [.315 in]**

Number of Rows: **3**

Housing Material: **Polyester GF**

Features

Product Type Features

Compatible With Discrete Wire Type	Stranded
Connector System	Wire-to-Panel, Wire-to-Wire
Connector & Housing Type	Plug
Sealable	No

Configuration Features

Compatible With Wire & Cable Type	Discrete Wire
Number of Positions	8
Number of Rows	3

Electrical Characteristics

Operating Voltage	600 VDC
-------------------	---------

Contact Features

Contact Type	Socket
Contact Current Rating (Max)	47 A



Mechanical Attachment

Panel Mount Feature Type	Screw Mount
Connector Mounting Type	Panel Mount

Housing Features

Housing Color	Blue
Centerline (Pitch)	8 mm [.315 in]
Housing Material	Polyester GF

Dimensions

Panel Thickness (Recommended)	.8 – 2.3 mm [.031 – .091 in]
Product Width	54.91 mm
Product Length	61.04 mm
Row-to-Row Spacing	7.77 mm [.306 in]

Usage Conditions

Operating Temperature Range	-55 – 130 °C [-67 – 266 °F]
-----------------------------	-----------------------------

Operation/Application

Circuit Application	Power
---------------------	-------

Industry Standards

CSA Rating	LR 16455
Agency/Standard	CSA, UL, VDE
Approved Standards	UL E28476
UL Flammability Rating	UL 94V-0

Packaging Features

Packaging Quantity	1
Packaging Method	Package

Product Compliance

[For compliance documentation, visit the product page on TE.com>](#)

EU RoHS Directive 2011/65/EU	Compliant
EU ELV Directive 2000/53/EC	Compliant
China RoHS 2 Directive MIIT Order No 32, 2016	No Restricted Materials Above Threshold
EU REACH Regulation (EC) No. 1907/2006	Current ECHA Candidate List: JUNE 2023 (235)



Candidate List Declared Against: JUNE 2023 (235)
Does not contain REACH SVHC

Halogen Content

Not Low Halogen - contains Br or Cl > 900 ppm.

Solder Process Capability

Wave solder capable to 265°C

Product Compliance Disclaimer

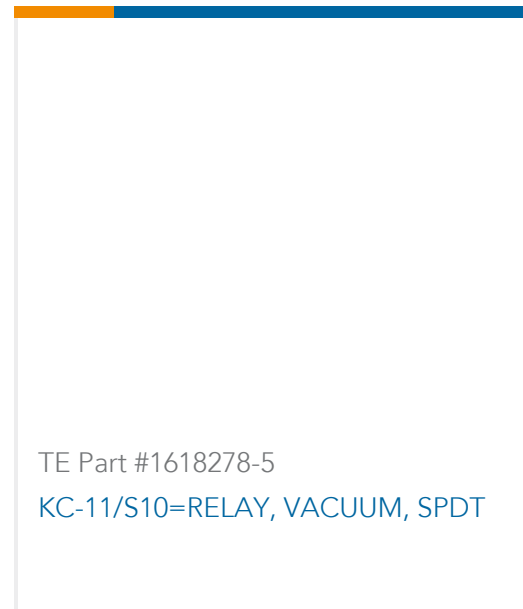

This information is provided based on reasonable inquiry of our suppliers and represents our current actual knowledge based on the information they provided. This information is subject to change. The part numbers that TE has identified as EU RoHS compliant have a maximum concentration of 0.1% by weight in homogenous materials for lead, hexavalent chromium, mercury, PBB, PBDE, DBP, BBP, DEHP, DIBP, and 0.01% for cadmium, or qualify for an exemption to these limits as defined in the Annexes of Directive 2011/65/EU (RoHS2). Finished electrical and electronic equipment products will be CE marked as required by Directive 2011/65/EU. Components may not be CE marked. Additionally, the part numbers that TE has identified as EU ELV compliant have a maximum concentration of 0.1% by weight in homogenous materials for lead, hexavalent chromium, and mercury, and 0.01% for cadmium, or qualify for an exemption to these limits as defined in the Annexes of Directive 2000/53/EC (ELV). Regarding the REACH Regulation, the information TE provides on SVHC in articles for this part number is based on the latest European Chemicals Agency (ECHA) 'Guidance on requirements for substances in articles' posted at this URL: <https://echa.europa.eu/guidance-documents/guidance-on-reach>

Compatible Parts



Customers Also Bought





Documents

Product Drawings

PLUG HSG,8 POWER METRIMATE

English

CAD Files

3D PDF

3D

Customer View Model

[ENG_CVM_CVM_213886-1_C.2d_dxf.zip](#)

English

Customer View Model

[ENG_CVM_CVM_213886-1_C.3d_igs.zip](#)

English

Customer View Model

[ENG_CVM_CVM_213886-1_C.3d_stp.zip](#)

English

Customer View Model

[ENG_CVM_213886-1_B.3d_igs.zip](#)

English

Customer View Model

[ENG_CVM_213886-1_B.3d_stp.zip](#)

English

Customer View Model

[ENG_CVM_213886-1_B.2d_dxf.zip](#)

English

3D PDF

English



By downloading the CAD file I accept and agree to the [Terms and Conditions](#) of use.

Datasheets & Catalog Pages

Power Contacts

English

METRIMATE_PIN_SOCKET_CATALOG

English

Product Specifications

Product Specification

English

Connector, Metrimate Power Drawer With Powerband Contacts

English

Agency Approvals

Agency Approval Document

English