

2132781-7 ✓ ACTIVE

Economy Power II


TE Internal #: 2132781-7

Rectangular Power Connectors, Housing, Receptacle, Wire-to-Board, 7 Position, 3.96 mm [.156 in] Centerline, Wire & Cable, UL 94V-0, Economy Power II

[View on TE.com >](#)



Connectors > Power Connectors > Rectangular Power > Rectangular Power Connectors



Rectangular Power Connector Type: **Housing**

Connector & Housing Type: **Receptacle**

Connector System: **Wire-to-Board**

Number of Positions: **7**

Centerline (Pitch): **3.96 mm [.156 in]**

Features

Product Type Features

Rectangular Power Connector Type	Housing
Connector & Housing Type	Receptacle
Connector System	Wire-to-Board
Sealable	No
Connector & Contact Terminates To	Wire & Cable

Configuration Features

Number of Positions	7
Number of Rows	1

Electrical Characteristics

Operating Voltage	600 VAC
-------------------	---------

Contact Features

Contact Layout	Inline
Contact Base Material	Phosphor Bronze
Contact Retention Within Housing	Without

Contact Type	Receptacle
Termination Features	
Termination Method to Wire & Cable	Crimp
Mechanical Attachment	
Strain Relief	Without
Mating Retention	With
Mating Alignment	With
Panel Mount Feature	Without
PCB Mount Retention	Without
Mating Retention Type	Latch, Locking Latch
Connector Mounting Type	Cable Mount (Free-Hanging)
Housing Features	
Centerline (Pitch)	3.96 mm [.156 in]
Housing Color	Natural
Housing Material	Nylon
Dimensions	
Connector Height	11 mm [.433 in]
Product Width	13.3 mm [.524 in]
Product Length	13.3 mm [.523 in]
Compatible Insulation Diameter Range	1.7 – 3 mm [.067 – .118 in]
Usage Conditions	
Operating Temperature Range	-55 – 105 °C [-67 – 221 °F]
Operation/Application	
Circuit Application	Power & Signal
Industry Standards	
UL Flammability Rating	UL 94V-0
Glow Wire Rating	Standard Part - Not Glow Wire
Packaging Features	
Packaging Quantity	1000
Packaging Method	Bag



Product Compliance

[For compliance documentation, visit the product page on TE.com>](#)

EU RoHS Directive 2011/65/EU	Compliant
EU ELV Directive 2000/53/EC	Compliant
China RoHS 2 Directive MIIT Order No 32, 2016	No Restricted Materials Above Threshold
EU REACH Regulation (EC) No. 1907/2006	Current ECHA Candidate List: JUNE 2023 (235) Candidate List Declared Against: JUNE 2023 (235) Does not contain REACH SVHC
Halogen Content	Not Low Halogen - contains Br or Cl > 900 ppm.
Solder Process Capability	Not applicable for solder process capability

Product Compliance Disclaimer

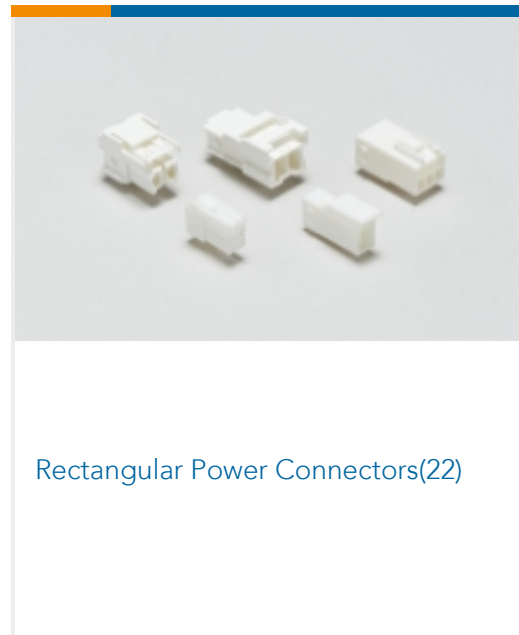


This information is provided based on reasonable inquiry of our suppliers and represents our current actual knowledge based on the information they provided. This information is subject to change. The part numbers that TE has identified as EU RoHS compliant have a maximum concentration of 0.1% by weight in homogenous materials for lead, hexavalent chromium, mercury, PBB, PBDE, DBP, BBP, DEHP, DIBP, and 0.01% for cadmium, or qualify for an exemption to these limits as defined in the Annexes of Directive 2011/65/EU (RoHS2). Finished electrical and electronic equipment products will be CE marked as required by Directive 2011/65/EU. Components may not be CE marked. Additionally, the part numbers that TE has identified as EU ELV compliant have a maximum concentration of 0.1% by weight in homogenous materials for lead, hexavalent chromium, and mercury, and 0.01% for cadmium, or qualify for an exemption to these limits as defined in the Annexes of Directive 2000/53/EC (ELV). Regarding the REACH Regulation, the information TE provides on SVHC in articles for this part number is based on the latest European Chemicals Agency (ECHA) 'Guidance on requirements for substances in articles' posted at this URL: <https://echa.europa.eu/guidance-documents/guidance-on-reach>

Compatible Parts

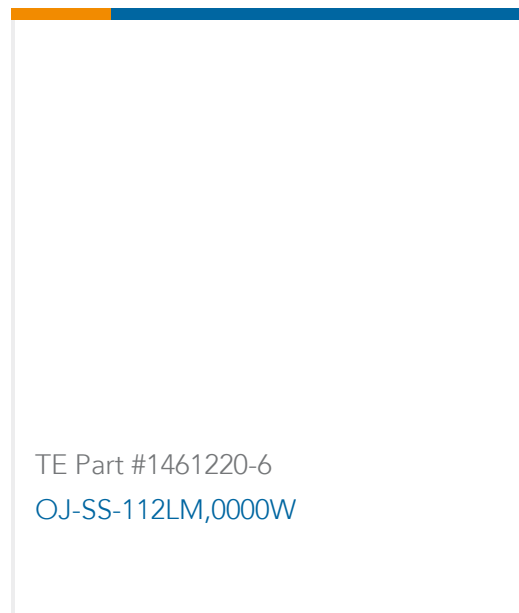
 <p>TE Part # 1877285-7 07P EP SHRD HDR ASMY, WHITE</p>	 <p>TE Part # 1744057-7 3.96 EP HDR ASSY 7P W/PEGS</p>	 <p>TE Part # 1744544-7 EP II TPA 07P, BLACK</p>	 <p>TE Part # 1-1877285-7 07P EP SHRD HDR ASMY, WHITE,NO PIN 6</p>
 <p>TE Part # 1744357-7 3.96 EP SHROUDED HDR ASSY 7P W /PEGS</p>	 <p>TE Part # 1744495-5 05P EP-II HOUSING, GREEN</p>	 <p>TE Part # 2312042-5 EP II HSG, 5POS.,GLOW WIRE</p>	 <p>TE Part # 5-1565036-6 EP CONN.HDR ASSY 6/7P BLACK W /O#2</p>



Also in the Series | Economy Power II



Customers Also Bought



Documents

[Product Drawings](#)
[07P EP-II HOUSING, NATURAL](#)

English

[CAD Files](#)

[3D PDF](#)

[3D](#)



Customer View Model

[ENG_CVM_CVM_2132781-7_E.2d_dxf.zip](#)

English

Customer View Model

[ENG_CVM_CVM_2132781-7_E.3d_igs.zip](#)

English

Customer View Model

[ENG_CVM_CVM_2132781-7_E.3d_stp.zip](#)

English

By downloading the CAD file I accept and agree to the [Terms and Conditions](#) of use.

Datasheets & Catalog Pages

[1-1773885-9 Economy Power Connectors](#)

English

[7-1773458-5_ECONOMY_POWER_QRG](#)

English

[7-1773461-5_EPII_CONNECTOR_TPA_DEVICE](#)

English

Product Specifications

[Application Specification](#)

English