

2112301-1 ✓ ACTIVE

AMP | Heavy Duty Sealed Connector Series

TE Internal #: 2112301-1

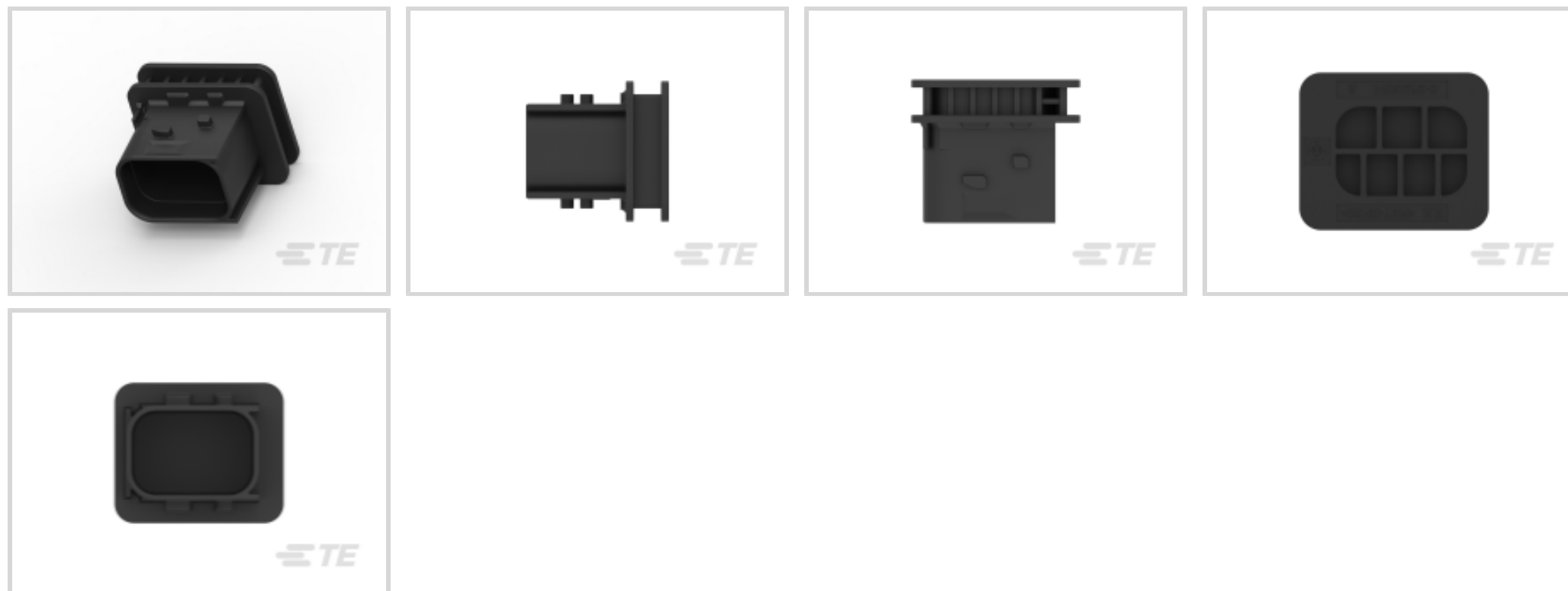
Automotive Connector Caps & Covers, Cover, Cable Exit Angle  
180°, Black, PBT GF, 2 / 7 / 8 Position, Heavy Duty Sealed  
Connector Series

[View on TE.com >](#)



[Connectors >](#) [Automotive Connectors >](#) [Automotive Connector Accessories >](#) [Automotive Connector Caps & Covers >](#)

Heavy Duty Sealed Connector Series Cap



Protection & Strain Relief Accessory Type: **Cover**

Cable Exit Angle: **180°**

Strain Relief: **Without**

Primary Product Color: **Black**

Primary Product Material: **PBT GF**

[All Heavy Duty Sealed Connector Series Cap \(10\)](#)

## Features

### Product Type Features

Protection & Strain Relief Accessory Type	Cover
---	-------

### Configuration Features

Number of Positions	2, 6, 7, 8
---------------------	------------

### Body Features

Cable Exit Angle	180°
------------------	------

Primary Product Color	Black
-----------------------	-------

Primary Product Material	PBT GF
--------------------------	--------

### Mechanical Attachment

Strain Relief	Without
---------------	---------

### Usage Conditions

Compatible With Connector Style	Housing For Female Terminals
---------------------------------	------------------------------



Operating Temperature (Max)	70 °C, 75 °C, 80 °C, 85 °C, 90 °C, 100 °C, 105 °C, 110 °C, 120 °C, 125 °C, 130 °C, 140 °C [158 °F][167 °F][176 °F][185 °F][194 °F][212 °F][221 °F][230 °F][248 °F][257 °F][266 °F][284 °F]
-----------------------------	--

Operating Temperature Range	-40 – 140 °C[-40 – 284 °F]
-----------------------------	----------------------------

### Industry Standards

UL Flammability Rating	UL 94V-0
------------------------	----------

### Packaging Features

Packaging Quantity	1000
--------------------	------

Packaging Method	Box
------------------	-----

### Other

Serviceable	Yes
-------------	-----

## Product Compliance

[For compliance documentation, visit the product page on TE.com>](#)

EU RoHS Directive 2011/65/EU	Compliant
EU ELV Directive 2000/53/EC	Compliant
China RoHS 2 Directive MIIT Order No 32, 2016	No Restricted Materials Above Threshold
EU REACH Regulation (EC) No. 1907/2006	Current ECHA Candidate List: JUNE 2023 (235) Candidate List Declared Against: JUNE 2023 (235) Does not contain REACH SVHC
Halogen Content	Low Halogen - Br, Cl, F, I < 900 ppm per homogenous material. Also BFR/CFR/PVC Free
Solder Process Capability	Not applicable for solder process capability



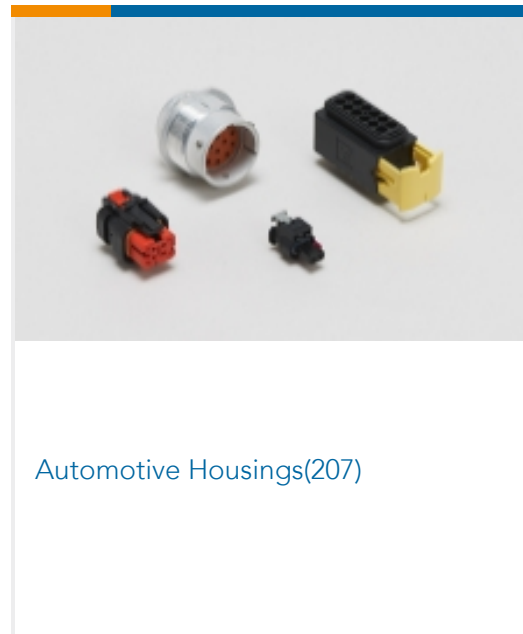
#### Product Compliance Disclaimer

This information is provided based on reasonable inquiry of our suppliers and represents our current actual knowledge based on the information they provided. This information is subject to change. The part numbers that TE has identified as EU RoHS compliant have a maximum concentration of 0.1% by weight in homogenous materials for lead, hexavalent chromium, mercury, PBB, PBDE, DBP, BBP, DEHP, DIBP, and 0.01% for cadmium, or qualify for an exemption to these limits as defined in the Annexes of Directive 2011/65/EU (RoHS2). Finished electrical and electronic equipment products will be CE marked as required by Directive 2011/65/EU. Components may not be CE marked. Additionally, the part numbers that TE has identified as EU ELV compliant have a maximum concentration of 0.1% by weight in homogenous materials for lead, hexavalent chromium, and mercury, and 0.01% for cadmium, or qualify for an exemption to these limits as defined in the Annexes of Directive 2000/53/EC (ELV). Regarding the REACH Regulation, the information TE provides on SVHC in articles for this part number is based on the latest European Chemicals Agency (ECHA) 'Guidance on requirements for substances in articles' posted at this URL: <https://echa.europa.eu/guidance-documents/guidance-on-reach>

## Compatible Parts

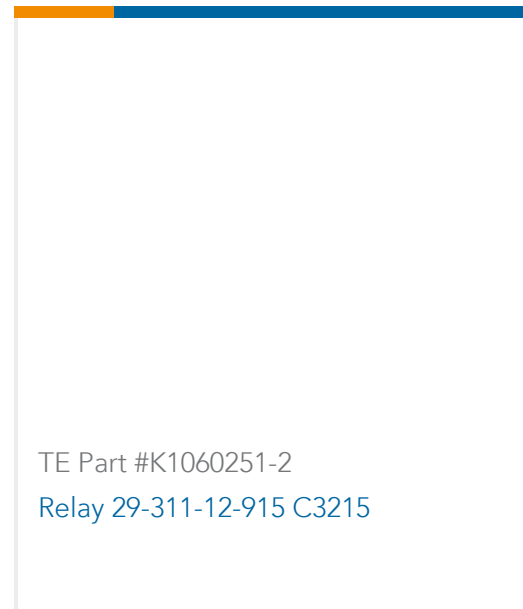
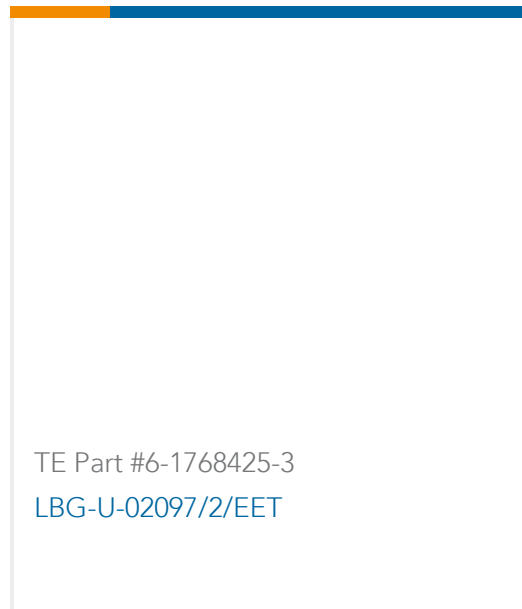
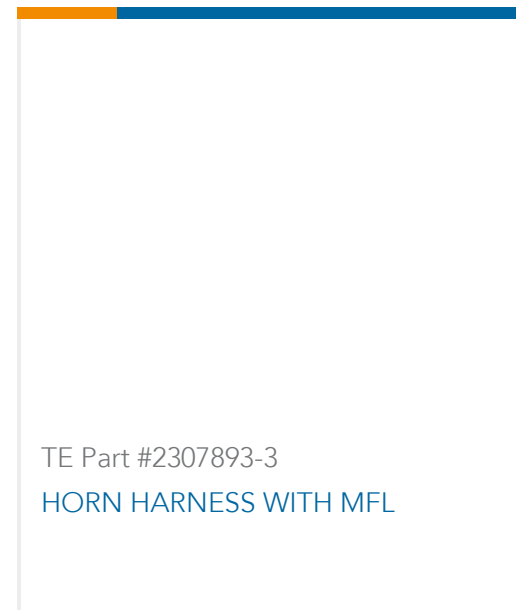


## Also in the Series | Heavy Duty Sealed Connector Series



## Customers Also Bought





## Documents

### Product Drawings

#### PROTECTION CAP, FOR REC.HSG GROUP C

English

### CAD Files

#### Customer View Model

[ENG\\_CVM\\_CVM\\_2112301-1\\_A.2d\\_dxf.zip](#)

English

#### 3D PDF

3D

#### Customer View Model

[ENG\\_CVM\\_CVM\\_2112301-1\\_A.3d\\_igs.zip](#)

English

#### Customer View Model

[ENG\\_CVM\\_CVM\\_2112301-1\\_A.3d\\_stp.zip](#)

English

By downloading the CAD file I accept and agree to the [Terms and Conditions](#) of use.

### Datasheets & Catalog Pages

#### HDSCS Catalog

English

#### ICT Terminals and Connectors Catalogue

English

#### CONNECTOR SELECTOR

English

### Product Specifications



## Application Specification

English