

2098198-5 ✓ ACTIVE

AMP | AMP MCP 2.8, AMP MCP Connector System

TE Internal #: 2098198-5

Housing for Female Terminals, Wire-to-Device / Wire-to-Board, 1 Position, Sealable, Black, Signal, Cable Mount (Free-Hanging), -40 – 155 °C, Hybrid

[View on TE.com >](#)



Connectors > Automotive Connectors > Automotive Housings > AMP MCP, SEALED CONNECTOR HOUSING



Connector System: **Wire-to-Board, Wire-to-Device**

Number of Positions: **1**

Connector & Housing Type: **Housing for Female Terminals**

Sealable: **Yes**

Mating Tab Width: **2.8 mm [ .11 in ]**

[All AMP MCP, SEALED CONNECTOR HOUSING \(172\)](#)

## Features

### Product Type Features

Mixed & Hybrid Connector	No
Connector Shape	Circular
Connector System	Wire-to-Board, Wire-to-Device
Connector & Housing Type	Housing for Female Terminals
Sealable	Yes
Primary Locking Feature	On the Terminal

### Configuration Features

Number of Positions	1
Number of Rows	1

### Body Features

Primary Product Color	Black
-----------------------	-------

### Contact Features

Contact Size	2.8mm
Contact Type	Receptacle
Mating Tab Width	2.8 mm[.11 in]

### Mechanical Attachment



Terminal Position Assurance	Yes
Strain Relief	Without
Mating Alignment Type	Polarized
Mating Alignment	With
Connector Mounting Type	Cable Mount (Free-Hanging)

### Housing Features

Housing Material	PA GF
------------------	-------

### Dimensions

Connector Height	33 mm[1.299 in]
Product Width	24 mm[.945 in]
Product Length	22.6 mm[.89 in]

### Usage Conditions

Operating Temperature (Max)	70 °C, 75 °C, 80 °C, 85 °C, 90 °C, 100 °C, 105 °C, 110 °C, 120 °C, 125 °C, 130 °C, 140 °C, 145 °C, 150 °C, 155 °C[158 °F][167 °F][176 °F][185 °F][194 °F][212 °F][221 °F][230 °F][248 °F][257 °F][266 °F][284 °F][293 °F][302 °F][311 °F]
Operating Temperature Range	-40 – 155 °C

### Operation/Application

Circuit Application	Signal
---------------------	--------

### Industry Standards

Degree of Protection	IP69K
----------------------	-------

### Packaging Features

Packaging Quantity	1
Packaging Method	Package

### Other

Serviceable	Yes
Connector Position Assurance Capable	Yes

### Product Compliance

For compliance documentation, visit the product page on [TE.com](https://www.te.com)>

EU RoHS Directive 2011/65/EU	Compliant
EU ELV Directive 2000/53/EC	Compliant



China RoHS 2 Directive MIIT Order No 32, 2016	No Restricted Materials Above Threshold
EU REACH Regulation (EC) No. 1907/2006	Current ECHA Candidate List: JUNE 2023 (235) Candidate List Declared Against: JUNE 2023 (235) Does not contain REACH SVHC
Halogen Content	Low Halogen - Br, Cl, F, I < 900 ppm per homogenous material. Also BFR/CFR/PVC Free
Solder Process Capability	Not applicable for solder process capability

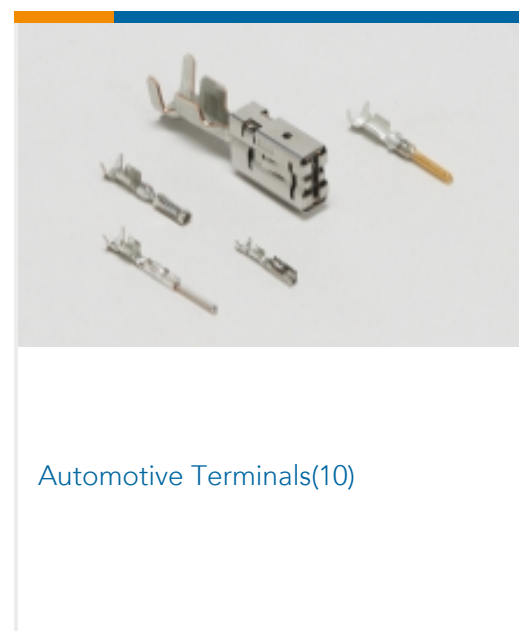
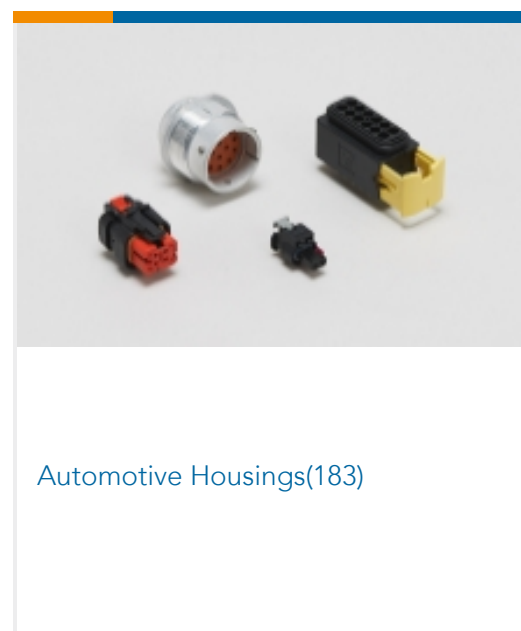
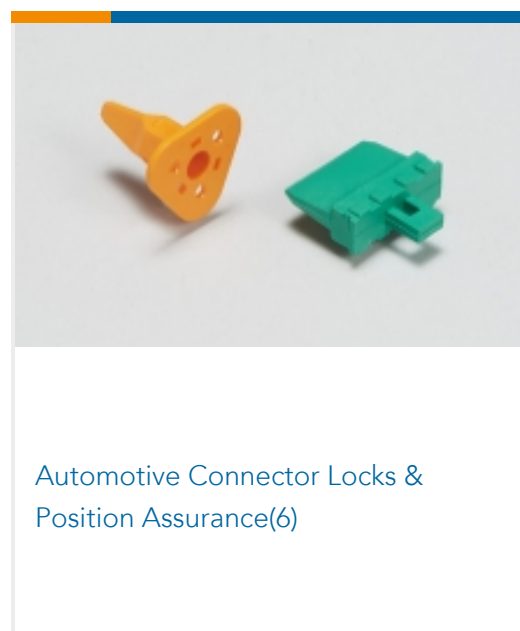

Product Compliance Disclaimer


This information is provided based on reasonable inquiry of our suppliers and represents our current actual knowledge based on the information they provided. This information is subject to change. The part numbers that TE has identified as EU RoHS compliant have a maximum concentration of 0.1% by weight in homogenous materials for lead, hexavalent chromium, mercury, PBB, PBDE, DBP, BBP, DEHP, DIBP, and 0.01% for cadmium, or qualify for an exemption to these limits as defined in the Annexes of Directive 2011/65/EU (RoHS2). Finished electrical and electronic equipment products will be CE marked as required by Directive 2011/65/EU. Components may not be CE marked. Additionally, the part numbers that TE has identified as EU ELV compliant have a maximum concentration of 0.1% by weight in homogenous materials for lead, hexavalent chromium, and mercury, and 0.01% for cadmium, or qualify for an exemption to these limits as defined in the Annexes of Directive 2000/53/EC (ELV). Regarding the REACH Regulation, the information TE provides on SVHC in articles for this part number is based on the latest European Chemicals Agency (ECHA) 'Guidance on requirements for substances in articles' posted at this URL: <https://echa.europa.eu/guidance-documents/guidance-on-reach>

## Compatible Parts



## Also in the Series | AMP MCP 2.8







Connector Seals & Cavity Plugs(1)



Insertion & Extraction Tools(6)



Module Components(1)




PCB Headers & Receptacles(1)


## Also in the Series | AMP MCP Connector System



Automotive Connector Caps & Covers (25)



Automotive Connector Locks & Position Assurance(7)



Automotive Housings(360)



Automotive Terminals(135)




Connector Seals & Cavity Plugs(6)



Insertion & Extraction Tools(13)



Other Automotive Connector Accessories(3)



PCB Headers & Receptacles(30)

## Customers Also Bought



TE Part #2-1393366-2  
GET .64 CONNECTOR SYSTEM,  
RECEPT AND TAB



TE Part #581913P002  
QS1500-NO.2-F6-0-50MM



TE Part #2272164-1  
MCON WIRE DRESS, 3P, STRAIGHT



TE Part #7-962885-5  
MQS0,63 Au rec LL EDS 0,2-0,35



TE Part #1924900-1  
Assy, Plug, 30p Hybrid Key A



TE Part #1473288-1  
MICRO TIMER II 6POS SECONDARY



TE Part #2288276-1  
Assy, Plug, USCAR, GenY, 20p, Key A, No  
CPA



TE Part #2272163-1  
MCON WIRE DRESS, 4P, RIGHT  
ANGLE



## Documents

### Product Drawings

Plug Assembly, Sealed, 1 Posn,

English

### CAD Files

3D PDF

3D

Customer View Model

[ENG\\_CVM\\_CVM\\_2098198-5\\_C\\_c-2098198-5-c.2d\\_dxf.zip](#)

English

Customer View Model

[ENG\\_CVM\\_CVM\\_2098198-5\\_C\\_c-2098198-5-c.3d\\_igs.zip](#)

English

Customer View Model

[ENG\\_CVM\\_CVM\\_2098198-5\\_C\\_c-2098198-5-c.3d\\_stp.zip](#)

English

By downloading the CAD file I accept and agree to the [Terms and Conditions](#) of use.

### Product Specifications

Application Specification

English

### Instruction Sheets

Instruction Sheet (U.S.)

English