




Generation Y Connector System

TE Internal #: 2098067-2

Housing for Female Terminals, Wire-to-Board / Wire-to-Device, 27 Position, Generation Y Connector System

[View on TE.com >](#)

Connectors > Automotive Connectors > Automotive Housings



Connector System: **Wire-to-Board, Wire-to-Device**

Number of Positions: **27**

Connector & Housing Type: **Housing for Female Terminals**

Centerline (Pitch): **2.54 mm, 4.6 mm [.1 in, .181 in]**

Sealable: **No**

Features

Product Type Features

Mixed & Hybrid Connector	Yes
Connector Shape	Rectangular
Connector System	Wire-to-Board, Wire-to-Device
Connector & Housing Type	Housing for Female Terminals
Sealable	No
Primary Locking Feature	Integrated in Housing

Configuration Features

Blank Cavity Position	10, 11, 9
Number of Positions	27
Number of Rows	5

Body Features

Cable Exit Angle	180°
Primary Product Color	Blue
Connector & Keying Code	IP2



Contact Features

Contact Size	.64mm, 2.8mm
Contact Type	Receptacle
Mating Tab Width	.64 mm, 2.8 mm [.025 in][.11 in]

Mechanical Attachment

Terminal Position Assurance	Yes
Strain Relief	Without
Mating Alignment Type	Keyed
Mating Alignment	With
Connector Mounting Type	Cable Mount (Free-Hanging)

Housing Features

Housing Material	PBT GF
Centerline (Pitch)	2.54 mm, 4.6 mm [.1 in][.181 in]

Dimensions

Connector Height	31.3 mm [1.232 in]
Product Width	20.3 mm [.799 in]
Product Length	25.2 mm [.992 in]
Row-to-Row Spacing	6 mm [.236 in]

Usage Conditions

Operating Temperature (Max)	70 °C, 75 °C, 80 °C, 85 °C [158 °F][167 °F] [176 °F][185 °F]
Operating Temperature Range	-40 – 85 °C [-40 – 185 °F]

Operation/Application

Circuit Application	Signal
---------------------	--------

Industry Standards

Agency/Standard	GMW191
-----------------	--------

Packaging Features

Packaging Quantity	1
Packaging Method	Package

Other

Serviceable	Yes
Connector Position Assurance Capable	No



Product Compliance

[For compliance documentation, visit the product page on TE.com>](#)

EU RoHS Directive 2011/65/EU	Compliant
EU ELV Directive 2000/53/EC	Compliant
China RoHS 2 Directive MIIT Order No 32, 2016	No Restricted Materials Above Threshold
EU REACH Regulation (EC) No. 1907/2006	Current ECHA Candidate List: JUNE 2023 (235) Candidate List Declared Against: JAN 2022 (223) Does not contain REACH SVHC
Halogen Content	Not Yet Reviewed for halogen content
Solder Process Capability	Not applicable for solder process capability

Product Compliance Disclaimer

This information is provided based on reasonable inquiry of our suppliers and represents our current actual knowledge based on the information they provided. This information is subject to change. The part numbers that TE has identified as EU RoHS compliant have a maximum concentration of 0.1% by weight in homogenous materials for lead, hexavalent chromium, mercury, PBB, PBDE, DBP, BBP, DEHP, DIBP, and 0.01% for cadmium, or qualify for an exemption to these limits as defined in the Annexes of Directive 2011/65/EU (RoHS2). Finished electrical and electronic equipment products will be CE marked as required by Directive 2011/65/EU. Components may not be CE marked. Additionally, the part numbers that TE has identified as EU ELV compliant have a maximum concentration of 0.1% by weight in homogenous materials for lead, hexavalent chromium, and mercury, and 0.01% for cadmium, or qualify for an exemption to these limits as defined in the Annexes of Directive 2000/53/EC (ELV). Regarding the REACH Regulation, the information TE provides on SVHC in articles for this part number is based on the latest European Chemicals Agency (ECHA) 'Guidance on requirements for substances in articles' posted at this URL: <https://echa.europa.eu/guidance-documents/guidance-on-reach>

Compatible Parts



Also in the Series | [Generation Y Connector System](#)




Automotive Connector Caps & Covers (17)




Automotive Housings(155)



Automotive Terminals(39)

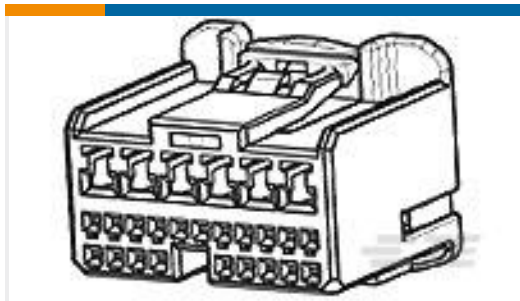


Insertion & Extraction Tools(1)

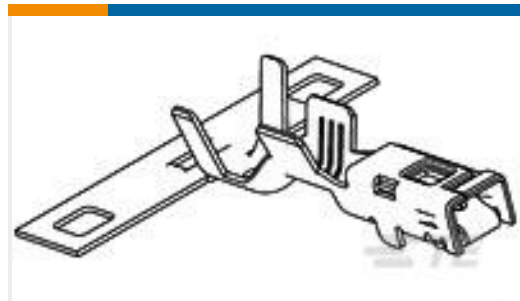


PCB Headers & Receptacles(15)

Customers Also Bought



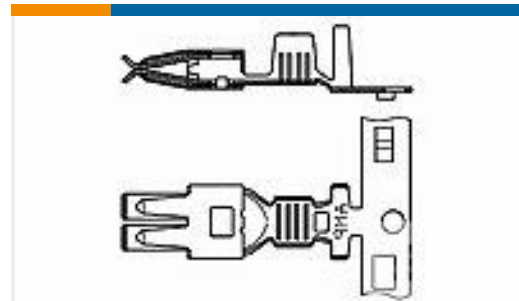
TE Part #1318756-1
025/090 ECU PLUG HSG ASSY 24P



TE Part #1326032-3
2.8MM RECP,SEAL,18AWG



TE Part #1355289-2
MCP9,5BU-GEH2P,GRAU



TE Part #963892-1
STECKHUELSE 6,3



TE Part #D58196-000
FL2500-NO.2-19-0-50MM



TE Part #638393-5
10P PLUG ASSY A KEY -W/ CPA



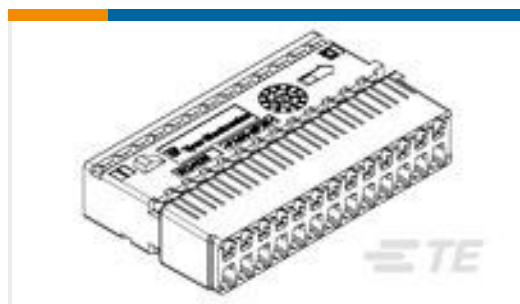
TE Part #2098067-1
Plug Assembly, Hybrid, BCM, IP1, A Key



TE Part #2098067-7
Plug Assembly, Hybrid, BCM, CL, G Key



TE Part #2098541-5
3POS, MCON 1.2 CB REC 2p TL SEALED



TE Part #1924136-2
Carrier, 26P Generation Y, 52P Conn SEALED

Documents



Product Drawings

[Plug Assembly, Hybrid, BCM, IP2, B Key](#)

English

[Plug Assembly, Hybrid, BCM, IP2, B Key](#)

English

CAD Files

[3D PDF](#)

3D

Customer View Model

[ENG_CVM_CVM_2098067-2_D_c-2098067-2-d.2d_dxf.zip](#)

English

Customer View Model

[ENG_CVM_CVM_2098067-2_D_c-2098067-2-d.3d_igs.zip](#)

English

Customer View Model

[ENG_CVM_CVM_2098067-2_D_c-2098067-2-d.3d_stp.zip](#)

English

By downloading the CAD file I accept and agree to the [Terms and Conditions](#) of use.

Instruction Sheets

[Instruction Sheet \(U.S.\)](#)

English