

207496-7 ✓ ACTIVE

AMP | AMP Metrimate

TE Internal #: 207496-7

PCB Mount Header, Vertical, Wire-to-Board, 4 Position, 5 mm [.197 in] Centerline, Tin, Through Hole - Solder, Power & Signal, Black, AMP Metrimate

[View on TE.com >](#)



Connectors > PCB Connectors > PCB Headers & Receptacles



Connector System: **Wire-to-Board**

Number of Positions: **4**

Number of Rows: **2**

Centerline (Pitch): **5 mm [.197 in]**

PCB Mount Orientation: **Vertical**

Features

Product Type Features

Connector System	Wire-to-Board
Sealable	No
Connector & Contact Terminates To	Printed Circuit Board
PCB Connector Assembly Type	PCB Mount Header

Configuration Features

Number of Columns	2
Number of Loaded Positions	4
Connector Contact Load Condition	Fully Loaded
Number of Positions	4
Number of Rows	2
PCB Mount Orientation	Vertical

Electrical Characteristics

Operating Voltage	600 VAC
-------------------	---------

Body Features



Primary Product Color	Black
-----------------------	-------

Contact Features

PCB Contact Termination Area Plating Material Thickness	3.81 μm [150 μin]
---	--

Contact Layout	Matrix
----------------	--------

Mating Pin Diameter	1.75 mm[.069 in]
---------------------	------------------

Contact Underplating Material Thickness	1.27 μm [50 μin]
---	---

Contact Mating Area Plating Material Thickness	3.81 μm [150 μin]
--	--

PCB Contact Termination Area Plating Material Finish	Matte
--	-------

Contact Mating Area Plating Material Finish	Matte
---	-------

Contact Underplating Material	Nickel
-------------------------------	--------

PCB Contact Termination Area Plating Material	Tin
---	-----

Contact Mating Area Plating Material	Tin
--------------------------------------	-----

Contact Type	Socket
--------------	--------

Contact Current Rating (Max)	7.5 A
------------------------------	-------

Termination Features

Round Termination Post & Tail Diameter	.99 mm[.039 in]
--	-----------------

Termination Method to Printed Circuit Board	Through Hole - Solder
---	-----------------------

Mechanical Attachment

Mating Alignment Type	Polarization
-----------------------	--------------

Mating Retention	With
------------------	------

PCB Mount Retention Type	Screw Mount
--------------------------	-------------

Connector Mounting Type	Board Mount
-------------------------	-------------

Mating Alignment	With
------------------	------

PCB Mount Alignment	Without
---------------------	---------

PCB Mount Retention	With
---------------------	------

Housing Features

Housing Material	PA 66
------------------	-------

Centerline (Pitch)	5 mm[.197 in]
--------------------	---------------

Dimensions

Connector Length	10.36 mm[.408 in]
------------------	-------------------

Connector Height	14.35 mm[.565 in]
------------------	-------------------

Connector Width	10.36 mm[.408 in]
-----------------	-------------------



Row-to-Row Spacing	5 mm [.197 in]
--------------------	----------------

Usage Conditions

Operating Temperature Range	-55 – 130 °C [-67 – 266 °F]
-----------------------------	-----------------------------

Operation/Application

Circuit Application	Power & Signal
---------------------	----------------

Industry Standards

Agency/Standard	CSA, UL, VDE
-----------------	--------------

UL Flammability Rating	UL 94V-0
------------------------	----------

Packaging Features

Packaging Quantity	126
--------------------	-----

Packaging Type	Box
----------------	-----

Product Compliance

[For compliance documentation, visit the product page on TE.com>](#)

EU RoHS Directive 2011/65/EU	Compliant
------------------------------	-----------

EU ELV Directive 2000/53/EC	Compliant
-----------------------------	-----------

China RoHS 2 Directive MIIT Order No 32, 2016	No Restricted Materials Above Threshold
---	---

EU REACH Regulation (EC) No. 1907/2006	Current ECHA Candidate List: JUNE 2023 (235) Candidate List Declared Against: JUNE 2023 (235) Does not contain REACH SVHC
--	---

Halogen Content	Not Low Halogen - contains Br or Cl > 900 ppm.
-----------------	--

Solder Process Capability	Not applicable for solder process capability
---------------------------	--


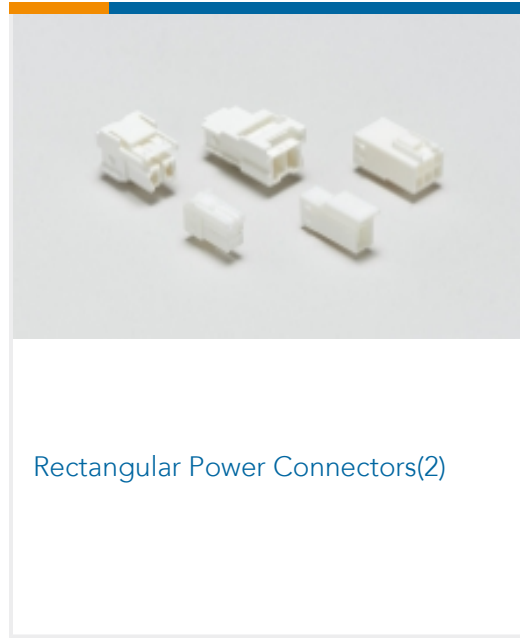
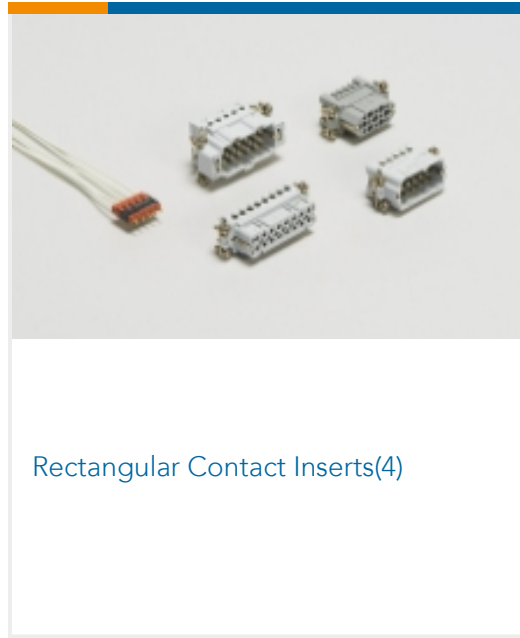
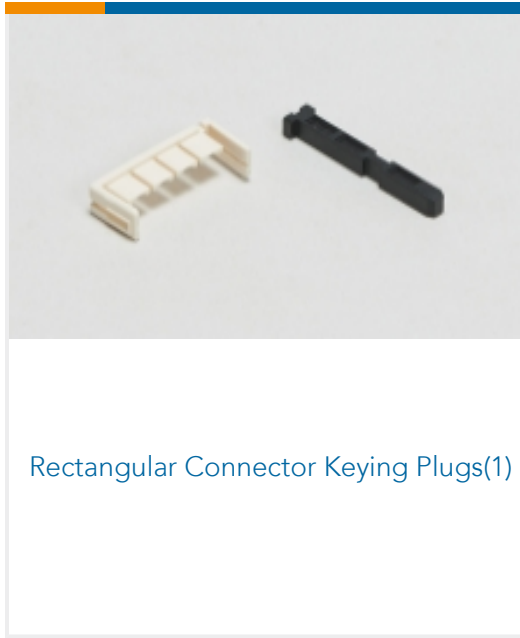
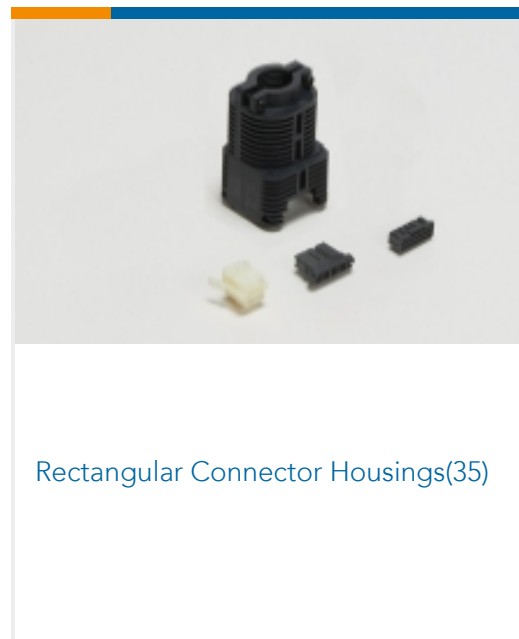

Product Compliance Disclaimer

This information is provided based on reasonable inquiry of our suppliers and represents our current actual knowledge based on the information they provided. This information is subject to change. The part numbers that TE has identified as EU RoHS compliant have a maximum concentration of 0.1% by weight in homogenous materials for lead, hexavalent chromium, mercury, PBB, PBDE, DBP, BBP, DEHP, DIBP, and 0.01% for cadmium, or qualify for an exemption to these limits as defined in the Annexes of Directive 2011/65/EU (RoHS2). Finished electrical and electronic equipment products will be CE marked as required by Directive 2011/65/EU. Components may not be CE marked. Additionally, the part numbers that TE has identified as EU ELV compliant have a maximum concentration of 0.1% by weight in homogenous materials for lead, hexavalent chromium, and mercury, and 0.01% for cadmium, or qualify for an exemption to these limits as defined in the Annexes of Directive 2000/53/EC (ELV). Regarding the REACH Regulation, the information TE provides on SVHC in articles for this part number is based on the latest European Chemicals Agency (ECHA) 'Guidance on requirements for substances in articles' posted at this URL: <https://echa.europa.eu/guidance-documents/guidance-on-reach>

Compatible Parts



Also in the Series | AMP Metrimate



Customers Also Bought





Documents

Product Drawings

[SKT HDR ASSY, 4P, MMATE LF](#)

English

CAD Files

[3D PDF](#)

3D

Customer View Model

[ENG_CVM_CVM_207496-7_Y.2d_dxf.zip](#)

English

Customer View Model

[ENG_CVM_CVM_207496-7_Y.3d_igs.zip](#)

English

Customer View Model

[ENG_CVM_CVM_207496-7_Y.3d_stp.zip](#)

English

[3D PDF](#)

English

Customer View Model

[ENG_CVM_207496-7_L.2d_dxf.zip](#)

English

Customer View Model

[ENG_CVM_207496-7_L.3d_igs.zip](#)

English

Customer View Model

[ENG_CVM_207496-7_L.3d_stp.zip](#)

English



By downloading the CAD file I accept and agree to the [Terms and Conditions](#) of use.

Datasheets & Catalog Pages

[METRIMATE_PIN_SOCKET_CATALOG](#)

English

Product Specifications

[Product Specification](#)

English

Product Environmental Compliance

[MD_207496-7_091820181439_dmtec](#)

English

[MD_207496-7_091820181439_dmtec](#)

English

Agency Approvals

[CSA Certificate](#)

English