




Fiber Optics > Fiber Optic Cable Assemblies > Fiber Optic Patch Cable Assemblies



Fiber Optic Cable Type: **Fiber Optic Cable (FOCAB) ODC**

Cable Assembly Fiber Diameter: **9/125 μm**

Outside Cable Diameter: **5.5 mm [.216 in]**

Number of Fibers: **2**

Connector Color (End A): **Blue**

Features

Product Type Features

Fiber Optic Cable Type	Fiber Optic Cable (FOCAB) ODC
Fiber Optic Mode	Singlemode
Connector Type (End A)	Fiber Optic Kit (FOKIT) ODC Plug
Connector Type (End B)	LC Simplex Plug
Cable Assembly Type	Fiber Optic Kit (FOKIT) ODC to LC Simplex
Fiber Type	SM

Configuration Features

Number of Connectors (End A)	1
Number of Connectors (End B)	2
Number of Fibers	2
Cable Buffering	Tight Buffer

Signal Characteristics

Insertion Loss A (Max)	1 dB
Insertion Loss B (Max)	1 dB



Return Loss	45 dB
-------------	-------

Body Features

Connector Color (End A)	Blue
Connector Color (End B)	Blue
Cable Color	Black
Boot Type (Left)	Standard
Boot Type (Right)	Bend Limiting
Boot Color (Left)	Black
Boot Color (Right)	Blue

Contact Features

Ferrule Material	Ceramic
------------------	---------

Dimensions

Cable Assembly Fiber Diameter	9/125 μm
Outside Cable Diameter	5.5 mm[.216 in]

Other

Cable Assembly Length	5 m[16.4 ft]
-----------------------	--------------

Product Compliance

[For compliance documentation, visit the product page on TE.com>](#)


EU RoHS Directive 2011/65/EU	Compliant with Exemptions
EU ELV Directive 2000/53/EC	Compliant with Exemptions
China RoHS 2 Directive MIIT Order No 32, 2016	Restricted Materials Above Threshold
EU REACH Regulation (EC) No. 1907/2006	Current ECHA Candidate List: JUNE 2023 (235) Candidate List Declared Against: JAN 2021 (211) SVHC > Threshold: Pb (3.7% in Component part) Article Safe Usage Statements: Do not eat, drink or smoke when using this product. Wash thoroughly after handling. Recycle if possible and dispose of the article by following all applicable governmental regulations relevant to your geographic location.
Halogen Content	Not Low Halogen - contains Br or Cl > 900 ppm.
Solder Process Capability	Not applicable for solder process capability

Product Compliance Disclaimer





This information is provided based on reasonable inquiry of our suppliers and represents our current actual knowledge based on the information they provided. This information is subject to change. The part numbers that TE has identified as EU RoHS compliant have a maximum concentration of 0.1% by weight in homogenous materials for lead, hexavalent chromium, mercury, PBB, PBDE, DBP, BBP, DEHP, DIBP, and 0.01% for cadmium, or qualify for an exemption to these limits as defined in the Annexes of Directive 2011/65/EU (RoHS2). Finished electrical and electronic equipment products will be CE marked as required by Directive 2011/65/EU. Components may not be CE marked. Additionally, the part numbers that TE has identified as EU ELV compliant have a maximum concentration of 0.1% by weight in homogenous materials for lead, hexavalent chromium, and mercury, and 0.01% for cadmium, or qualify for an exemption to these limits as defined in the Annexes of Directive 2000/53/EC (ELV). Regarding the REACH Regulation, the information TE provides on SVHC in articles for this part number is based on the latest European Chemicals Agency (ECHA) 'Guidance on requirements for substances in articles' posted at this URL: <https://echa.europa.eu/guidance-documents/guidance-on-reach>

Compatible Parts



Also in the Series | FullAXS ODC



Customers Also Bought





Documents

Product Drawings

[CA ODC 2F PL-LC SIM SM](#)

English

CAD Files

[3D PDF](#)

3D

Customer View Model

[ENG_CVM_CVM_2064140-5_C.2d_dxf.zip](#)

English

Customer View Model

[ENG_CVM_CVM_2064140-5_C.3d_igs.zip](#)

English

Customer View Model

[ENG_CVM_CVM_2064140-5_C.3d_stp.zip](#)

English

By downloading the CAD file I accept and agree to the [Terms and Conditions](#) of use.

Datasheets & Catalog Pages

[Fiber Optic Products_0412](#)

English