



AMP | AMP M Series

TE Internal #: 205689-2

Rectangular Power Connectors, Housing, Plug, Cable-to-Panel / Cable-to-Cable, 28 Position, 6.35 mm [.25 in] Centerline, Wire & Cable, AMP M Series

[View on TE.com >](#)

Connectors > Power Connectors > Rectangular Power > Rectangular Power Connectors



Rectangular Power Connector Type: **Housing**

Connector & Housing Type: **Plug**

Connector System: **Cable-to-Cable, Cable-to-Panel**

Number of Positions: **28**

Centerline (Pitch): **6.35 mm [.25 in]**

Features

Product Type Features

Rectangular Power Connector Type	Housing
Connector & Housing Type	Plug
Connector System	Cable-to-Cable, Cable-to-Panel
Sealable	No
Connector & Contact Terminates To	Wire & Cable

Configuration Features

Number of Positions	28
Number of Power Positions	28
Number of Signal Positions	28
Number of Rows	4

Electrical Characteristics

Operating Voltage	1800 VDC
-------------------	----------

Contact Features

Contact Current Rating (Max)	13 A
------------------------------	------



Contact Retention Within Housing	With
----------------------------------	------

Contact Type	Pin
--------------	-----

Termination Features

Termination Method to Wire & Cable	Crimp
------------------------------------	-------

Mechanical Attachment

Panel Mount Feature	With
---------------------	------

Panel Mount Feature Type	Screw Mount
--------------------------	-------------

Connector Mounting Type	Panel Mount
-------------------------	-------------

Housing Features

Centerline (Pitch)	6.35 mm [.25 in]
--------------------	------------------

Housing Color	Black
---------------	-------

Housing Material	Phenolic
------------------	----------

Dimensions

Connector Height	65.91 mm [2.595 in]
------------------	---------------------

Product Width	28.19 mm [1.11 in]
---------------	--------------------

Product Length	33.15 mm [1.305 in]
----------------	---------------------

Wire Size	.05 – 2 mm ²
-----------	-------------------------

Row-to-Row Spacing	6.35 mm [.25 in]
--------------------	------------------

Usage Conditions

Operating Temperature Range	-55 – 150 °C [-67 – 302 °F]
-----------------------------	-----------------------------

Operation/Application

Circuit Application	Power & Signal
---------------------	----------------

Industry Standards

UL Flammability Rating	UL 94V-0
------------------------	----------

Glow Wire Rating	Standard Part - Not Glow Wire
------------------	-------------------------------

Packaging Features

Packaging Quantity	88
--------------------	----

Packaging Method	Box & Carton
------------------	--------------

Product Compliance

For compliance documentation, visit the product page on [TE.com](https://www.te.com)>



EU RoHS Directive 2011/65/EU	Compliant
EU ELV Directive 2000/53/EC	Compliant
China RoHS 2 Directive MIIT Order No 32, 2016	No Restricted Materials Above Threshold
EU REACH Regulation (EC) No. 1907/2006	Current ECHA Candidate List: JUNE 2023 (235) Candidate List Declared Against: JUNE 2023 (235) Does not contain REACH SVHC
Halogen Content	Low Halogen - Br, Cl, F, I < 900 ppm per homogenous material. Also BFR/CFR/PVC Free
Solder Process Capability	Wave solder capable to 265°C


Product Compliance Disclaimer

This information is provided based on reasonable inquiry of our suppliers and represents our current actual knowledge based on the information they provided. This information is subject to change. The part numbers that TE has identified as EU RoHS compliant have a maximum concentration of 0.1% by weight in homogenous materials for lead, hexavalent chromium, mercury, PBB, PBDE, DBP, BBP, DEHP, DIBP, and 0.01% for cadmium, or qualify for an exemption to these limits as defined in the Annexes of Directive 2011/65/EU (RoHS2). Finished electrical and electronic equipment products will be CE marked as required by Directive 2011/65/EU. Components may not be CE marked. Additionally, the part numbers that TE has identified as EU ELV compliant have a maximum concentration of 0.1% by weight in homogenous materials for lead, hexavalent chromium, and mercury, and 0.01% for cadmium, or qualify for an exemption to these limits as defined in the Annexes of Directive 2000/53/EC (ELV). Regarding the REACH Regulation, the information TE provides on SVHC in articles for this part number is based on the latest European Chemicals Agency (ECHA) 'Guidance on requirements for substances in articles' posted at this URL: <https://echa.europa.eu/guidance-documents/guidance-on-reach>

Compatible Parts




Also in the Series | [AMP M Series](#)



Board-to-Board Jumpers & Shunts(7)



Rack & Panel Connectors(1)



Rectangular Connector Hardware(51)



Rectangular Power Connectors(66)



Standard Edge Connectors(2)

Customers Also Bought



TE Part #201089-4
SERIES "M" JACKSCREW SOCKET ASS



TE Part #320744
TERMINAL,SOLIS R 1/0 5/8



TE Part #650408-5
064 EURO TYPE C RECEPT ST ASSY



TE Part #1-201046-2
SERIES "M" MIN RECT GUIDE PIN



TE Part #205043-1
12 PL. BLOCK FEM.




TE Part #650951-5
064 EURO TYPE C PIN ST ASSY



TE Part #200875-7
SKT ASSY,M SERIES



TE Part #3-582118-0
TEST PROBE REC130 BI BLK GPBR



TE Part #1SNA020264R0300
EM8D



TE Part #1SNA399719R1000
PEAD

Documents



Product Drawings

[PIN BLOCK 28 POS. SPL.](#)

English

CAD Files

Customer View Model

[ENG_CVM_CVM_205689-2_N.3d_stp.zip](#)

English

Customer View Model

[ENG_CVM_CVM_205689-2_N.2d_dxf.zip](#)

English

Customer View Model

[ENG_CVM_CVM_205689-2_N.3d_igs.zip](#)

English

[3D PDF](#)

3D

By downloading the CAD file I accept and agree to the [Terms and Conditions](#) of use.

Datasheets & Catalog Pages

[M_SERIES_PIN_AND_SOCKET_CONNECTORS](#)

English

Agency Approvals

[Agency Approval Document](#)

English

[Agency Approval Document](#)

English