



Connectors > D-Shaped Connectors > D-Sub Connectors > Box Mount D-Sub Connectors



Connector & Housing Type: **Receptacle**  
Connector System: **Cable-to-Cable**  
Number of Positions: **25**  
Power/Signal/Coax Combination: **No**  
Connector Shell Size: **3**

Features

Product Type Features

Connector & Housing Type	Receptacle
Connector System	Cable-to-Cable
Connector Shell Size	3
Sealable	No
Connector & Contact Terminates To	Wire & Cable

Configuration Features

Number of Positions	25
Power/Signal/Coax Combination	No

Body Features

Rear Shell Material	Steel
Rear Shell Plating Material	Cadmium
Front Shell Plating Material	Cadmium
Mating Retention Feature Material	Stainless Steel
Front Shell Material	Steel

Contact Features

	50 µin
Contact Mating Area Plating Material	Gold
Contact Base Material	Leaded Nickel Copper
Contact Type	Socket



Contact Size	Size 20
Contact Current Rating (Max)	7.5 A

Mechanical Attachment

Mounting Hole Diameter	3.05 mm[.12 in]
Mating Alignment	Without

Housing Features

Centerline (Pitch)	2.77 mm[.109 in]
--------------------	------------------

Usage Conditions

Operating Temperature Range	-55 – 125 °C[-67 – 257 °F]
-----------------------------	----------------------------

Operation/Application

Circuit Application	Signal
---------------------	--------

Packaging Features

Packaging Method	Package
------------------	---------

Other

D-Shaped Connectors Comment	Size 20 contacts supplied with connectors are loose piece.
-----------------------------	--

Product Compliance

For compliance documentation, visit the product page on TE.com>

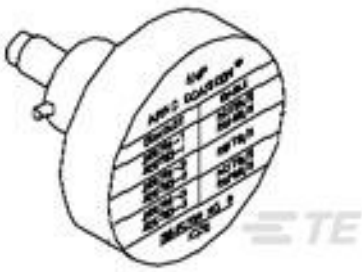
EU RoHS Directive 2011/65/EU	Not Compliant
EU ELV Directive 2000/53/EC	Not Compliant
China RoHS 2 Directive MIIT Order No 32, 2016	Restricted Materials Above Threshold
EU REACH Regulation (EC) No. 1907/2006	Current ECHA Candidate List: JUNE 2023 (235) Candidate List Declared Against: JAN 2022 (223) SVHC > Threshold: Pb (1.2% in Component Part) <b>Article Safe Usage Statements:</b> Do not eat, drink or smoke when using this product. Wash thoroughly after handling. Recycle if possible and dispose of the article by following all applicable governmental regulations relevant to your geographic location.
Halogen Content	Not Low Halogen - contains Br or Cl > 900 ppm.
Solder Process Capability	Not applicable for solder process capability

Product Compliance Disclaimer



This information is provided based on reasonable inquiry of our suppliers and represents our current actual knowledge based on the information they provided. This information is subject to change. The part numbers that TE has identified as EU RoHS compliant have a maximum concentration of 0.1% by weight in homogenous materials for lead, hexavalent chromium, mercury, PBB, PBDE, DBP, BBP, DEHP, DIBP, and 0.01% for cadmium, or qualify for an exemption to these limits as defined in the Annexes of Directive 2011/65/EU (RoHS2). Finished electrical and electronic equipment products will be CE marked as required by Directive 2011/65/EU. Components may not be CE marked. Additionally, the part numbers that TE has identified as EU ELV compliant have a maximum concentration of 0.1% by weight in homogenous materials for lead, hexavalent chromium, and mercury, and 0.01% for cadmium, or qualify for an exemption to these limits as defined in the Annexes of Directive 2000/53/EC (ELV). Regarding the REACH Regulation, the information TE provides on SVHC in articles for this part number is based on the latest European Chemicals Agency (ECHA) 'Guidance on requirements for substances in articles' posted at this URL: <https://echa.europa.eu/guidance-documents/guidance-on-reach>

Compatible Parts



TE Part # 601966-5  
K13-1 POSITIONER



TE Part # 601966-1  
CRIMPING TOOL M22520/2-01

Customers Also Bought



TE Part #1757820-6  
AMPLIMITE,ASY,RCPT,STD,109,ZN,1,CT



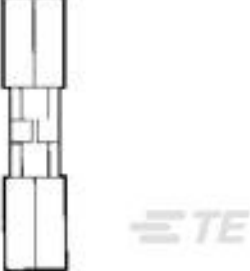
TE Part #5748676-3  
DIE CAST CBL CLMP KIT,SZ 3




TE Part #87175-2  
01 LOCKING CLIP HSG SR .100CL




TE Part #1757823-9  
AMPLIMITE,ASY,PLUG,STD,90,ZN,3,CT



TE Part #327025  
SPLICE,SOLIS BUTT STRAP 16-14



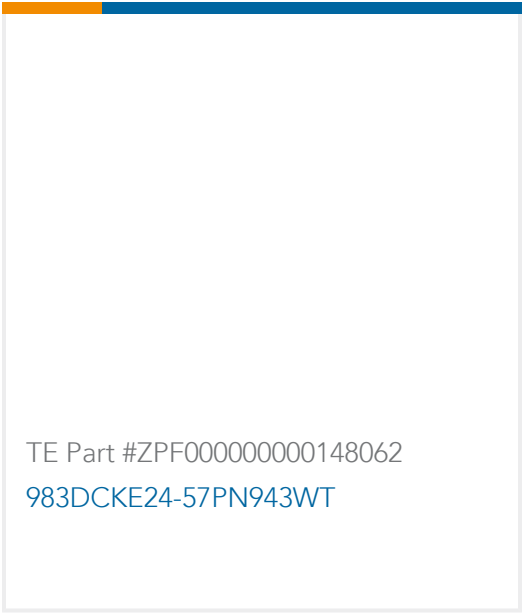
TE Part #1-1618412-5  
HC-3/S32=RELAY, VACUUM, SPDT



TE Part #8-1618412-9  
KC-28/S7=RELAY, PRESSURIZED



TE Part #ZPF000000000148049  
983DCKE24-57SN944ET



Documents

Product Drawings

RECEPT ASSY,25 POSN,AMPLIMITE

English

CAD Files

3D PDF

3D

Customer View Model

ENG\_CVM\_CVM\_205559-2\_J.2d\_dxf.zip

English

Customer View Model

ENG\_CVM\_CVM\_205559-2\_J.3d\_igs.zip

English

Customer View Model

ENG\_CVM\_CVM\_205559-2\_J.3d\_stp.zip

English

By downloading the CAD file I accept and agree to the [Terms and Conditions](#) of use.

Datasheets & Catalog Pages

1308940\_Sec8\_amplimite

English

Product Environmental Compliance

TE Material Declaration

English

Agency Approvals

UL Report

English