



AMPLIMITE

TE Internal #: 205201-5

D-Sub Connector Contacts, Socket, Contact Size Size 20, Copper Alloy, Gold, Crimp, 24 – 20 AWG Wire Size, .2 – .6 mm² Wire Size, Wire & Cable, 2 A

[View on TE.com >](#)

Connectors > D-Shaped Connectors > D-Sub Connector Contacts > D-Sub Conn Contacts: Socket, Copper Alloy, Signal, Size 20



Contact Type: **Socket**

Contact Size: **Size 20**

Contact Base Material: **Copper Alloy**

Contact Mating Area Plating Material: **Gold**

Termination Method to Wire & Cable: **Crimp**

[All D-Sub Conn Contacts: Socket, Copper Alloy, Signal, Size 20 \(5\)](#)

Features

Product Type Features

Connector & Contact Terminates To	Wire & Cable
-----------------------------------	--------------

Contact Features

	30 μin
Contact Underplating Material	Nickel
PCB Contact Termination Area Plating Material	Gold Flash
Contact Type	Socket
Contact Size	Size 20
Contact Base Material	Copper Alloy
Contact Mating Area Plating Material	Gold
Contact Current Rating (Max)	2 A

Termination Features

Termination Method to Wire & Cable	Crimp
------------------------------------	-------



Mechanical Attachment

Contact Retention Type Within Housing	Snap-In
Wire Insulation Support	Without

Dimensions

	.068 in
Wire Size	.2 – .6 mm ²

Usage Conditions

Operating Temperature Range	-55 – 105 °C[-67 – 221 °F]
-----------------------------	----------------------------

Operation/Application

Circuit Application	Signal
---------------------	--------

Identification Marking

Contact Color Code	Red
--------------------	-----

Packaging Features

Packaging Quantity	1000
Packaging Method	Loose Piece

Other

Connector Contacts Comment	Wire insulation diameter is limited by the connector housing cavity and clearance for the insertion/extraction tool.
----------------------------	--

Product Compliance

[For compliance documentation, visit the product page on TE.com>](#)

EU RoHS Directive 2011/65/EU	Compliant
EU ELV Directive 2000/53/EC	Compliant
China RoHS 2 Directive MIIT Order No 32, 2016	No Restricted Materials Above Threshold
EU REACH Regulation (EC) No. 1907/2006	Current ECHA Candidate List: JUNE 2023 (235) Candidate List Declared Against: JUNE 2023 (235) Does not contain REACH SVHC
Halogen Content	Low Halogen - Br, Cl, F, I < 900 ppm per homogenous material. Also BFR/CFR/PVC Free
Solder Process Capability	Not applicable for solder process capability

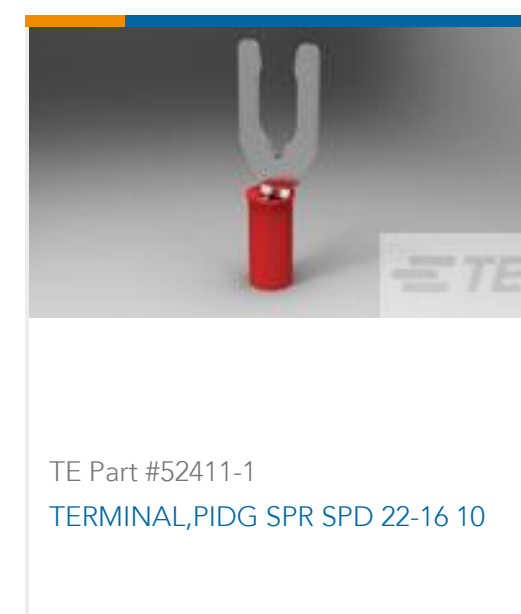
Product Compliance Disclaimer

This information is provided based on reasonable inquiry of our suppliers and represents our current actual knowledge based on the information they provided. This information is subject to change. The part numbers that TE has identified as EU RoHS compliant have a maximum concentration of 0.1% by weight in homogenous materials for lead, hexavalent chromium, mercury, PBB, PBDE, DBP, BBP, DEHP, DIBP, and 0.01% for cadmium, or qualify for an exemption to these limits as defined in the Annexes of Directive 2011/65/EU (RoHS2). Finished electrical and electronic equipment products will be CE marked as required by Directive 2011/65/EU. Components may not be CE marked. Additionally, the part numbers that TE has identified as EU ELV compliant have a maximum concentration of 0.1% by weight in homogenous materials for lead, hexavalent chromium, and mercury, and 0.01% for cadmium, or qualify for an exemption to these limits as defined in the Annexes of Directive 2000/53/EC (ELV). Regarding the REACH Regulation, the information TE provides on SVHC in articles for this part number is based on the latest European Chemicals Agency (ECHA) 'Guidance on requirements for substances in articles' posted at this URL: <https://echa.europa.eu/guidance-documents/guidance-on-reach>

Compatible Parts

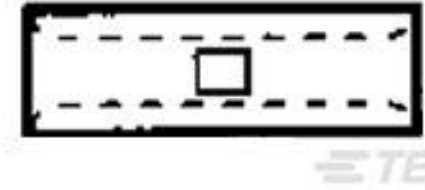


Customers Also Bought

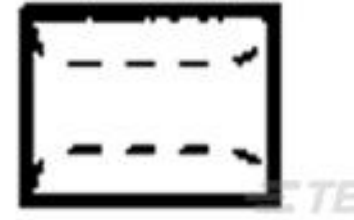





TE Part #5650916-5
ASSY,PIN,EUROCARD,TYPE C/2,LEA



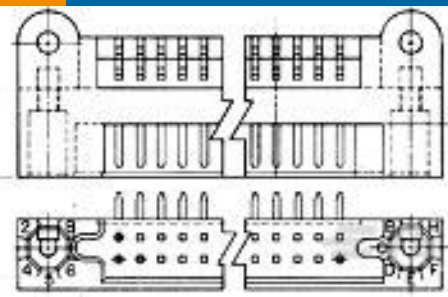
TE Part #322326
SPLICE,SOLIS PARA HT 22-16



TE Part #322347
SPLICE,SOLIS PARA HT 16-14



TE Part #5053392024
RNF-100-2-0-STK



TE Part #530942-2
2 ROW BOX PIN 40 POS R/A



TE Part #4-1617001-3
A07B932BZ1-0974 = A07 10AMP RE

Documents

Product Drawings

SOCKET CONT. 20 DF

English

CAD Files

3D PDF

3D

Customer View Model

[ENG_CVM_CVM_205201-5_CG.2d_dxf.zip](#)

English

Customer View Model

[ENG_CVM_CVM_205201-5_CG.3d_igs.zip](#)

English

Customer View Model

[ENG_CVM_CVM_205201-5_CG.3d_stp.zip](#)

English

By downloading the CAD file I accept and agree to the [Terms and Conditions](#) of use.

Datasheets & Catalog Pages

Signal Contacts

English

Product Specifications

Application Specification

English

Application Specification

English



Product Environmental Compliance

TE Material Declaration

English

Instruction Sheets

Instruction Sheet (U.S.)

English