



AMP

TE Internal #: 205042-1

Rectangular Power Connectors, Housing, Plug, Cable-to-Cable / Cable-to-Panel, 12 Position, 11.43 mm [.45 in] Centerline, Wire & Cable, UL 94V-0

[View on TE.com >](#)

Connectors > Power Connectors > Rectangular Power > Rectangular Power Connectors



Rectangular Power Connector Type: **Housing**

Connector & Housing Type: **Plug**

Connector System: **Cable-to-Cable, Cable-to-Panel**

Number of Positions: **12**

Centerline (Pitch): **11.43 mm [.45 in]**

Features

Product Type Features

Rectangular Power Connector Type	Housing
Connector & Housing Type	Plug
Connector System	Cable-to-Cable, Cable-to-Panel
Sealable	No
Connector & Contact Terminates To	Wire & Cable

Configuration Features

Number of Positions	12
Number of Power Positions	12
Number of Signal Positions	0
Number of Rows	3

Electrical Characteristics

Operating Voltage	1800 VDC
-------------------	----------

Contact Features

Contact Current Rating (Max)	35 A
------------------------------	------



Contact Retention Within Housing	With
Contact Type	Pin

Termination Features

Termination Method to Wire & Cable	Crimp
------------------------------------	-------

Mechanical Attachment

Panel Mount Feature	With
Panel Mount Feature Type	Screw Mount
Connector Mounting Type	Panel Mount

Housing Features

Centerline (Pitch)	11.43 mm[.45 in]
Housing Color	Black
Housing Material	Phenolic

Dimensions

Connector Height	65.91 mm[2.595 in]
Product Width	28.19 mm[1.11 in]
Product Length	27.69 mm[1.09 in]
Wire Size	.05 – 2 mm ²
Row-to-Row Spacing	9.8 mm[.386 in]

Usage Conditions

Operating Temperature Range	-55 – 150 °C[-67 – 302 °F]
-----------------------------	----------------------------

Operation/Application

Circuit Application	Power & Signal
---------------------	----------------

Industry Standards


UL Flammability Rating	UL 94V-0
Glow Wire Rating	Standard Part - Not Glow Wire

Packaging Features

Packaging Quantity	88
Packaging Method	Carton

Product Compliance

For compliance documentation, visit the product page on TE.com>





EU RoHS Directive 2011/65/EU	Compliant
EU ELV Directive 2000/53/EC	Compliant
China RoHS 2 Directive MIIT Order No 32, 2016	No Restricted Materials Above Threshold
EU REACH Regulation (EC) No. 1907/2006	Current ECHA Candidate List: JUNE 2023 (235) Candidate List Declared Against: JUNE 2023 (235) Does not contain REACH SVHC
Halogen Content	Low Halogen - Br, Cl, F, I < 900 ppm per homogenous material. Also BFR/CFR/PVC Free
Solder Process Capability	Wave solder capable to 265°C

Product Compliance Disclaimer

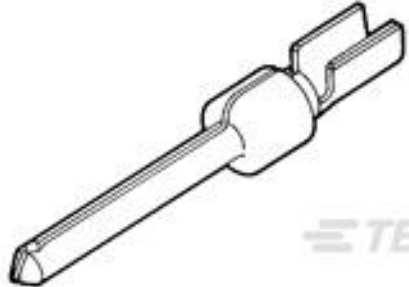
This information is provided based on reasonable inquiry of our suppliers and represents our current actual knowledge based on the information they provided. This information is subject to change. The part numbers that TE has identified as EU RoHS compliant have a maximum concentration of 0.1% by weight in homogenous materials for lead, hexavalent chromium, mercury, PBB, PBDE, DBP, BBP, DEHP, DIBP, and 0.01% for cadmium, or qualify for an exemption to these limits as defined in the Annexes of Directive 2011/65/EU (RoHS2). Finished electrical and electronic equipment products will be CE marked as required by Directive 2011/65/EU. Components may not be CE marked. Additionally, the part numbers that TE has identified as EU ELV compliant have a maximum concentration of 0.1% by weight in homogenous materials for lead, hexavalent chromium, and mercury, and 0.01% for cadmium, or qualify for an exemption to these limits as defined in the Annexes of Directive 2000/53/EC (ELV). Regarding the REACH Regulation, the information TE provides on SVHC in articles for this part number is based on the latest European Chemicals Agency (ECHA) 'Guidance on requirements for substances in articles' posted at this URL: <https://echa.europa.eu/guidance-documents/guidance-on-reach>

Compatible Parts

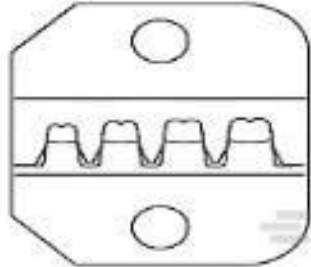


TE Part # 205043-1
12 PL. BLOCK FEM.

Customers Also Bought



TE Part #745229-4
PIN CONT 20DF L.P.



TE Part #58545-1
SOLISTRAND 10-22 DIE ASSY




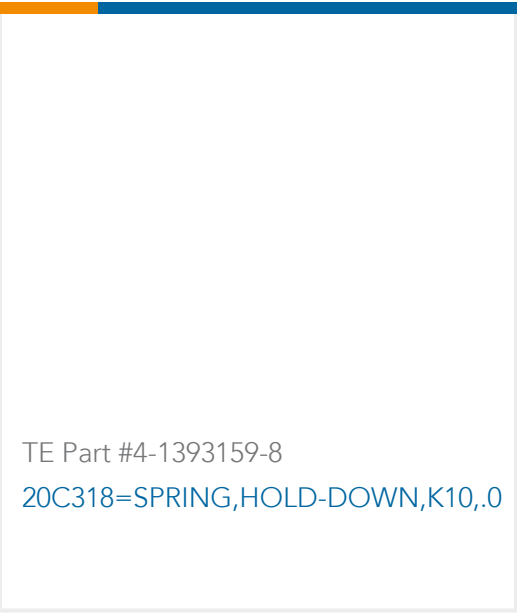




TE Part #208209-2
METRIMATE PIN HSG 19 POSN



TE Part #5-1393239-5
RT214024



 <p>TE Part #2-1393117-2 KUP-11A15-240=KU</p>	 <p>TE Part #4-1393117-7 KUP-11D15-48=KU</p>	 <p>TE Part #1-320765-1 TERMINAL,SOLIS R 12-10 7/8</p>	 <p>TE Part #4-1393159-8 20C318=SPRING,HOLD-DOWN,K10,.0</p>
 <p>TE Part #037932-000 222A121-15-0</p>	 <p>TE Part #90120 DAHT 250 FASTON REC 14-10 ASSY</p>		

Documents

Product Drawings

12 PC. BLOCK

English

CAD Files

Customer View Model

ENG_CVM_CVM_205042-1_J.3d_stp.zip

English

Customer View Model

ENG_CVM_CVM_205042-1_J.2d_dxf.zip

English

Customer View Model

ENG_CVM_CVM_205042-1_J.3d_igs.zip

English

3D PDF

3D

3D PDF

English

Customer View Model

ENG_CVM_205042-1_A.2d_dxf.zip

English

Customer View Model

ENG_CVM_205042-1_A.3d_igs.zip

English

Customer View Model

ENG_CVM_205042-1_A.3d_stp.zip

English



By downloading the CAD file I accept and agree to the [Terms and Conditions](#) of use.

Datasheets & Catalog Pages
M_SERIES_PIN_AND_SOCKET_CONNECTORS
English

Agency Approvals
Agency Approval Document
English
Agency Approval Document
English