




Connectors > Power Connectors > Rectangular Power > Rectangular Power Connectors



Rectangular Power Connector Type: **Header**

Connector & Housing Type: **Receptacle**

Connector System: **Wire-to-Board**

Number of Positions: **3**

Centerline (Pitch): **6.35 mm [.25 in]**

Features

Product Type Features

Rectangular Power Connector Type	Header
Connector & Housing Type	Receptacle
Connector System	Wire-to-Board
Sealable	No
Connector & Contact Terminates To	Printed Circuit Board

Configuration Features

Number of Positions	3
PCB Mount Orientation	Vertical
Number of Power Positions	3
Number of Rows	1

Electrical Characteristics

Operating Voltage	600 VAC
-------------------	---------

Contact Features

Contact Layout	Inline
----------------	--------



Contact Mating Area Plating Material	Tin
Contact Base Material	Phosphor Bronze
Contact Current Rating (Max)	12 A
Contact Retention Within Housing	Without
Contact Type	Pin
PCB Contact Termination Area Plating Material	Pre-Tin
Contact Mating Area Plating Material Thickness	3.81 – 5.08 μm [150 – 200 μin]

Termination Features

Termination Post & Tail Length	5.84 mm[.229 in]
Termination Method to Printed Circuit Board	Through Hole - Solder

Mechanical Attachment

PCB Mount Alignment Type	Locating Posts
Strain Relief	Without
Mating Alignment Type	Polarization
Mating Retention	With
Mating Alignment	With
PCB Mount Alignment	With
Panel Mount Feature	Without
PCB Mount Retention	Without
Mating Retention Type	Latch
Connector Mounting Type	Board Mount

Housing Features

Centerline (Pitch)	6.35 mm[.25 in]
Housing Color	White
Housing Material	Nylon

Dimensions

Connector Height	13.97 mm[.549 in]
PCB Thickness (Recommended)	.06 mm[1.57 in]
Product Width	7.62 mm[.3 in]
Product Length	20.32 mm[.8 in]

Usage Conditions

Operating Temperature Range	-40 – 105 $^{\circ}\text{C}$ [-40 – 221 $^{\circ}\text{F}$]
-----------------------------	--



Operation/Application

Circuit Application	Power
---------------------	-------

Industry Standards

UL Flammability Rating	UL 94V-0
Glow Wire Rating	Standard Part - Not Glow Wire

Packaging Features

Packaging Quantity	100
Packaging Method	Bag

Product Compliance

[For compliance documentation, visit the product page on TE.com>](#)

EU RoHS Directive 2011/65/EU	Compliant
EU ELV Directive 2000/53/EC	Compliant
China RoHS 2 Directive MIIT Order No 32, 2016	No Restricted Materials Above Threshold
EU REACH Regulation (EC) No. 1907/2006	Current ECHA Candidate List: JUNE 2023 (235) Candidate List Declared Against: JUNE 2023 (235) Does not contain REACH SVHC
Halogen Content	Low Halogen - Br, Cl, F, I < 900 ppm per homogenous material. Also BFR/CFR/PVC Free
Solder Process Capability	Not applicable for solder process capability

Product Compliance Disclaimer

This information is provided based on reasonable inquiry of our suppliers and represents our current actual knowledge based on the information they provided. This information is subject to change. The part numbers that TE has identified as EU RoHS compliant have a maximum concentration of 0.1% by weight in homogenous materials for lead, hexavalent chromium, mercury, PBB, PBDE, DBP, BBP, DEHP, DIBP, and 0.01% for cadmium, or qualify for an exemption to these limits as defined in the Annexes of Directive 2011/65/EU (RoHS2). Finished electrical and electronic equipment products will be CE marked as required by Directive 2011/65/EU. Components may not be CE marked. Additionally, the part numbers that TE has identified as EU ELV compliant have a maximum concentration of 0.1% by weight in homogenous materials for lead, hexavalent chromium, and mercury, and 0.01% for cadmium, or qualify for an exemption to these limits as defined in the Annexes of Directive 2000/53/EC (ELV). Regarding the REACH Regulation, the information TE provides on SVHC in articles for this part number is based on the latest European Chemicals Agency (ECHA) 'Guidance on requirements for substances in articles' posted at this URL: <https://echa.europa.eu/guidance-documents/guidance-on-reach>

Compatible Parts




TE Part # 1586681-2
12P UMNL PIN HDR ASSY 94VO omit #2



TE Part # 1-480701-4
03P UMNL CAP HSG YELL



TE Part # 1-350767-9
03P UMNL V0 CAP HSG BLACK



TE Part # 1-480701-2
03P UMNL CAP HSG RED



TE Part # 1586077-1
03P UMNL PIN HDR ASSY W/O DRNS



TE Part # 1586076-1
02P UMNL PIN HDR W/O DRNS V2



TE Part # 1586174-1
06P UMNL PIN HDR 94VO NDH



TE Part # 794880-1
09P UMNL PIN HDR ASSY 94VO



TE Part # 794876-1
02P UMNL PIN HDR ASSY POL 94VO



TE Part # 1-480701-0
03P UMNL CAP HSG NATL



TE Part # 1586134-1
05P UMNL PIN HDR V2 NATL NDH



TE Part # 1586849-1
03P UMNL CAP HSG NATL, GW



TE Part # 1-480701-9
03P UMNL CAP HSG BLK



TE Part # 1-480701-6
03P UMNL CAP HSG BLU



TE Part # 794878-1
03P UMNL PIN HDR ASSY 94VO



TE Part # 2-480701-0
03P UMNL CAP HSG NATL



TE Part # 1-480701-8
03P UMNL CAP HSG GRY



TE Part # 1586161-1
02P UMNL HDR 94VO NDH



TE Part # 2029002-1
09P UMNL HDR ASSY PC, NDH




TE Part # 1-480701-1
03P UMNL CAP HSG BRN

Also in the Series | **Universal MATE-N-LOK**



Circular Power Connectors(2)



Connector Contacts(2)




Connector Seals & Cavity Plugs(27)



Connector Strain Relief(34)



Insertion & Extraction Tools(4)



Power Contacts(207)



Rectangular Connector Adapters(7)



Rectangular Connector Hardware(1)



Rectangular Connector Housings(1)



Rectangular Connector Keying Plugs(3)



Rectangular Connector Locking(8)



Rectangular Power Connectors(672)

Customers Also Bought




TE Part #1473005-4
SEMI-HARD TRAY DDR2 SODIMM
SOCKET 200P 5



TE Part #1-640456-0
10P MTA100 HDR ASSY F/L SQ STR



TE Part #2-5767004-2
MICTOR RECEPT ASSY, 38 POS.



TE Part #5-103639-5
06 MTE HDR SRST LATCH .100CL



TE Part #87220-3
03 MODII HDR SRST UNSHRD .100



TE Part #1437566-4
FSMSMTR=TACT SWITCH



TE Part #794120-1
02P CMNL PC HDR ASSY RA



TE Part #350827-1
06P UMNL HDR ASSY PC 94VO



Documents

Product Drawings

[03P UMNL PIN HDR ASY 94VO NODH](#)

English

CAD Files

[3D PDF](#)

3D

Customer View Model

[ENG_CVM_CVM_2029397-1_B.2d_dxf.zip](#)

English

Customer View Model

[ENG_CVM_CVM_2029397-1_B.3d_igs.zip](#)

English

Customer View Model

[ENG_CVM_CVM_2029397-1_B.3d_stp.zip](#)

English

By downloading the CAD file I accept and agree to the [Terms and Conditions](#) of use.

Product Specifications

[Application Specification](#)

English

Product Environmental Compliance

[TE Material Declaration](#)

English