



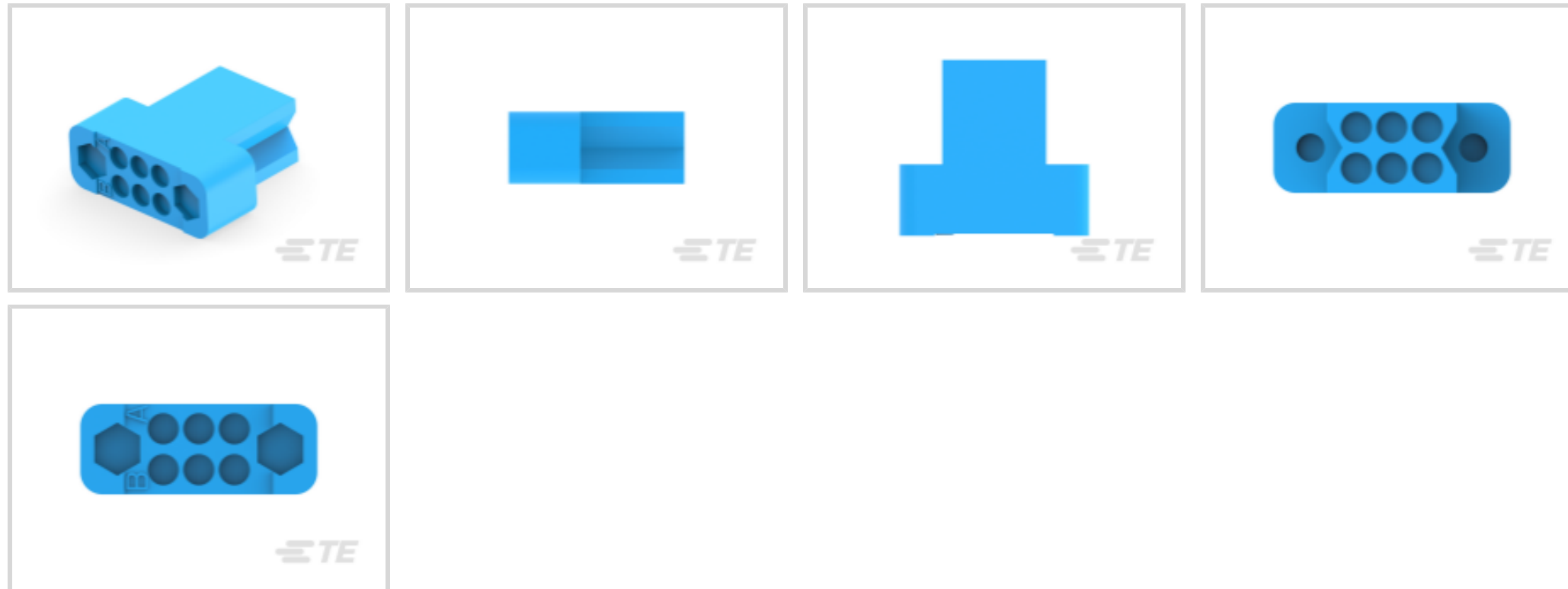
AMP

TE Internal #: 202758-3

Rectangular Power Connectors, Housing, Receptacle, Cable-to-Panel / Cable-to-Cable, 6 Position, 3.81 mm [.15 in] Centerline, Wire & Cable, UL 94V-0

[View on TE.com >](#)

Connectors > Power Connectors > Rectangular Power > Rectangular Power Connectors



Rectangular Power Connector Type: **Housing**

Connector & Housing Type: **Receptacle**

Connector System: **Cable-to-Cable, Cable-to-Panel**

Number of Positions: **6**

Centerline (Pitch): **3.81 mm [.15 in]**

Features

Product Type Features

Rectangular Power Connector Type	Housing
Connector & Housing Type	Receptacle
Connector System	Cable-to-Cable, Cable-to-Panel
Sealable	No
Connector & Contact Terminates To	Wire & Cable

Configuration Features

Number of Positions	6
Number of Power Positions	6
Number of Signal Positions	6
Number of Rows	3

Electrical Characteristics

Operating Voltage	250 VDC
-------------------	---------

Contact Features

Contact Current Rating (Max)	13 A
------------------------------	------



Contact Retention Within Housing	With
----------------------------------	------

Contact Type	Pin
--------------	-----

Termination Features

Termination Method to Wire & Cable	Crimp
------------------------------------	-------

Mechanical Attachment

Panel Mount Feature	With
---------------------	------

Panel Mount Feature Type	Screw Mount
--------------------------	-------------

Connector Mounting Type	Panel Mount
-------------------------	-------------

Housing Features

Centerline (Pitch)	3.81 mm [.15 in]
--------------------	------------------

Housing Color	Blue
---------------	------

Housing Material	Diallyl Phthalate
------------------	-------------------

Dimensions

Connector Height	25.4 mm [1 in]
------------------	----------------

Product Width	9.65 mm [.38 in]
---------------	------------------

Product Length	23.24 mm [.915 in]
----------------	--------------------

Wire Size	.05 – 2 mm ²
-----------	-------------------------

Row-to-Row Spacing	4.37 mm [.172 in]
--------------------	-------------------

Usage Conditions

Operating Temperature Range	-65 – 125 °C [-85 – 257 °F]
-----------------------------	-----------------------------

Operation/Application

Circuit Application	Power & Signal
---------------------	----------------

Industry Standards

UL Flammability Rating	UL 94V-0
------------------------	----------

Glow Wire Rating	Standard Part - Not Glow Wire
------------------	-------------------------------

Packaging Features

Packaging Quantity	363
--------------------	-----

Packaging Method	Carton
------------------	--------

Product Compliance

[For compliance documentation, visit the product page on TE.com>](#)



EU RoHS Directive 2011/65/EU	Compliant
EU ELV Directive 2000/53/EC	Compliant
China RoHS 2 Directive MIIT Order No 32, 2016	No Restricted Materials Above Threshold
EU REACH Regulation (EC) No. 1907/2006	<p>Current ECHA Candidate List: JUNE 2023 (235)</p> <p>Candidate List Declared Against: JUNE 2023 (235)</p> <p>SVHC > Threshold: tris(2-methoxyethoxy)vinylsilane (.11% in Component Part)</p> <p>Article Safe Usage Statements: Do not eat, drink or smoke when using this product. Wash thoroughly after handling. Recycle if possible and dispose of the article by following all applicable governmental regulations relevant to your geographic location.</p>
Halogen Content	Not Low Halogen - contains Br or Cl > 900 ppm.
Solder Process Capability	Wave solder capable to 265°C

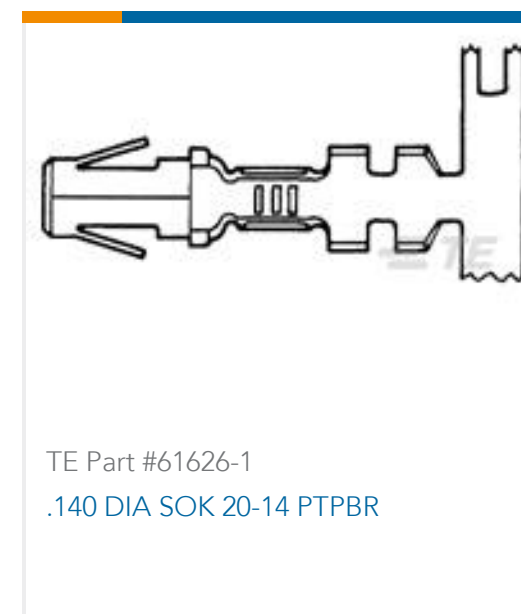
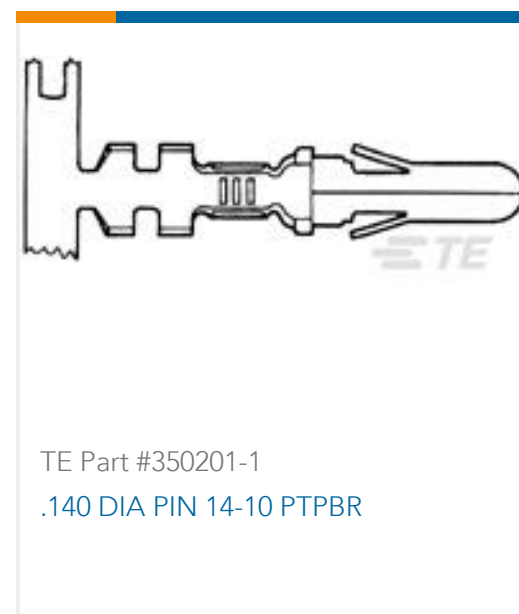
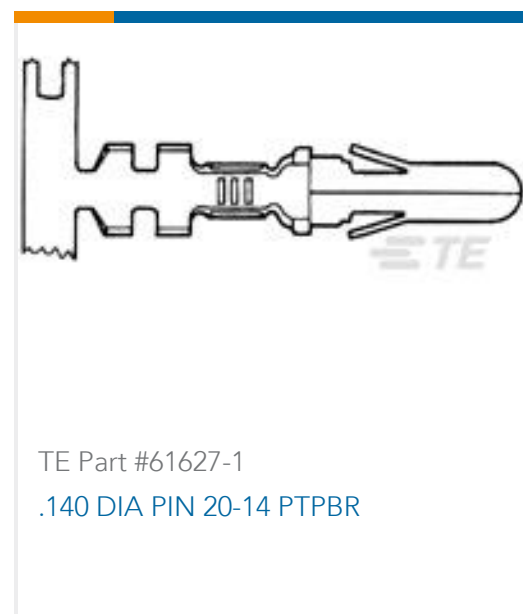
Product Compliance Disclaimer

This information is provided based on reasonable inquiry of our suppliers and represents our current actual knowledge based on the information they provided. This information is subject to change. The part numbers that TE has identified as EU RoHS compliant have a maximum concentration of 0.1% by weight in homogenous materials for lead, hexavalent chromium, mercury, PBB, PBDE, DBP, BBP, DEHP, DIBP, and 0.01% for cadmium, or qualify for an exemption to these limits as defined in the Annexes of Directive 2011/65/EU (RoHS2). Finished electrical and electronic equipment products will be CE marked as required by Directive 2011/65/EU. Components may not be CE marked. Additionally, the part numbers that TE has identified as EU ELV compliant have a maximum concentration of 0.1% by weight in homogenous materials for lead, hexavalent chromium, and mercury, and 0.01% for cadmium, or qualify for an exemption to these limits as defined in the Annexes of Directive 2000/53/EC (ELV). Regarding the REACH Regulation, the information TE provides on SVHC in articles for this part number is based on the latest European Chemicals Agency (ECHA) 'Guidance on requirements for substances in articles' posted at this URL: <https://echa.europa.eu/guidance-documents/guidance-on-reach>

Compatible Parts



Customers Also Bought



Documents

Product Drawings

6 PL. BLOCK

English

CAD Files

3D PDF

English

Customer View Model

[ENG_CVM_202758-3_E.3d_igs.zip](#)

English

Customer View Model

[ENG_CVM_202758-3_E.3d_stp.zip](#)

English

Customer View Model

[ENG_CVM_202758-3_E.2d_dxf.zip](#)

English

Customer View Model

[ENG_CVM_CVM_202758-3_P.3d_igs.zip](#)

English



Customer View Model

[ENG_CVM_CVM_202758-3_P.3d_stp.zip](#)

English

Customer View Model

[ENG_CVM_CVM_202758-3_P.2d_dxf.zip](#)

English

[3D PDF](#)

3D

By downloading the CAD file I accept and agree to the [Terms and Conditions](#) of use.

Datasheets & Catalog Pages

[M_SERIES_PIN_AND_SOCKET_CONNECTORS](#)

English

Instruction Sheets

[Instruction Sheet \(U.S.\)](#)

English

[6, 14, 20 AND 41 POSITION SERIES "M" CONNECTORS](#)

English