




AMP | AMP M Series

TE Internal #: 202515-3

Rectangular Power Connectors, Housing, Plug, Cable-to-Cable / Cable-to-Panel, 42 Position, 4.11 mm [.162 in] Centerline, Wire & Cable, AMP M Series

[View on TE.com >](#)

Connectors > Power Connectors > Rectangular Power > Rectangular Power Connectors



Rectangular Power Connector Type: **Housing**

Connector & Housing Type: **Plug**

Connector System: **Cable-to-Cable, Cable-to-Panel**

Number of Positions: **42**

Centerline (Pitch): **4.11 mm [.162 in]**

### Features

#### Product Type Features

Rectangular Power Connector Type	Housing
Connector & Housing Type	Plug
Connector System	Cable-to-Cable, Cable-to-Panel
Sealable	No
Connector & Contact Terminates To	Wire & Cable

#### Configuration Features

Number of Positions by Circuit Application	36+6
Number of Positions	42
Number of Power Positions	6
Number of Signal Positions	36
Number of Rows	5

#### Electrical Characteristics

Operating Voltage	250 VDC
-------------------	---------

#### Contact Features



Multiple Contact Types	With
Contact Current Rating (Max)	23 A
Contact Retention Within Housing	With
Contact Type	Pin

#### Termination Features

Termination Method to Wire & Cable	Crimp
------------------------------------	-------

#### Mechanical Attachment

Panel Mount Feature	With
Panel Mount Feature Type	Screw Mount
Connector Mounting Type	Panel Mount

#### Housing Features

Centerline (Pitch)	4.11 mm [.162 in]
Housing Color	Blue
Housing Material	Diallyl Phthalate

#### Dimensions

Connector Height	57.96 mm [2.282 in]
Product Width	19.05 mm [.75 in]
Product Length	23.24 mm [.915 in]
Wire Size	.05 – 2 mm <sup>2</sup>
Row-to-Row Spacing	3.43 mm [.135 in]

#### Usage Conditions

Operating Temperature Range	-65 – 125 °C [-85 – 257 °F]
-----------------------------	-----------------------------

#### Operation/Application

Circuit Application	Power & Signal
---------------------	----------------

#### Industry Standards

UL Flammability Rating	UL 94V-0
Glow Wire Rating	Standard Part - Not Glow Wire

#### Packaging Features

Packaging Quantity	70
Packaging Method	Carton



## Product Compliance

[For compliance documentation, visit the product page on TE.com>](#)

EU RoHS Directive 2011/65/EU	Compliant
EU ELV Directive 2000/53/EC	Compliant
China RoHS 2 Directive MIIT Order No 32, 2016	No Restricted Materials Above Threshold
EU REACH Regulation (EC) No. 1907/2006	Current ECHA Candidate List: JUNE 2023 (235) Candidate List Declared Against: JUNE 2023 (235) SVHC > Threshold: tris(2-methoxyethoxy)vinylsilane (.11% in Component Part) <b>Article Safe Usage Statements:</b> Do not eat, drink or smoke when using this product. Wash thoroughly after handling. Recycle if possible and dispose of the article by following all applicable governmental regulations relevant to your geographic location.
Halogen Content	Not Low Halogen - contains Br or Cl > 900 ppm.
Solder Process Capability	Wave solder capable to 265°C


### Product Compliance Disclaimer

This information is provided based on reasonable inquiry of our suppliers and represents our current actual knowledge based on the information they provided. This information is subject to change. The part numbers that TE has identified as EU RoHS compliant have a maximum concentration of 0.1% by weight in homogenous materials for lead, hexavalent chromium, mercury, PBB, PBDE, DBP, BBP, DEHP, DIBP, and 0.01% for cadmium, or qualify for an exemption to these limits as defined in the Annexes of Directive 2011/65/EU (RoHS2). Finished electrical and electronic equipment products will be CE marked as required by Directive 2011/65/EU. Components may not be CE marked. Additionally, the part numbers that TE has identified as EU ELV compliant have a maximum concentration of 0.1% by weight in homogenous materials for lead, hexavalent chromium, and mercury, and 0.01% for cadmium, or qualify for an exemption to these limits as defined in the Annexes of Directive 2000/53/EC (ELV). Regarding the REACH Regulation, the information TE provides on SVHC in articles for this part number is based on the latest European Chemicals Agency (ECHA) 'Guidance on requirements for substances in articles' posted at this URL: <https://echa.europa.eu/guidance-documents/guidance-on-reach>

## Compatible Parts

 <p>TE Part # 202516-3 42 POS. FEMALE RECP. BLOCK</p>	 <p>TE Part # 204186-5 42 POS. MALE BLOCK</p>	 <p>TE Part # 202515-5 42 POS. BLOCK</p>
--	--	---


Also in the Series | [AMP M Series](#)



Board-to-Board Jumpers & Shunts(7)



Rack & Panel Connectors(1)



Rectangular Connector Hardware(51)



Rectangular Power Connectors(66)



Standard Edge Connectors(2)

## Customers Also Bought



TE Part #111614-2  
014 STRAIN RELIEF 2MM



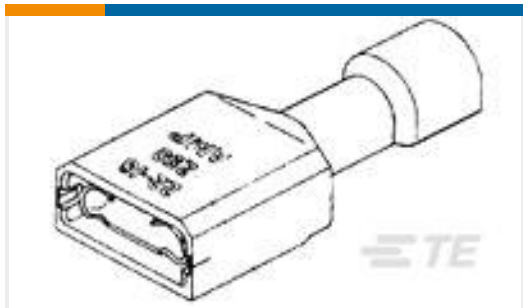
TE Part #1879463-6  
RL73H 2E R16 1% 5K RL



TE Part #2-1676913-6  
YR1 0.1% 1K0



TE Part #1-111623-9  
14, 2MM, POL,30 DP, LEAD FREE



TE Part #2-520263-4  
ULTRA-FAST 250 ASY REC 22-18 TPBR



TE Part #2-520183-4  
ULTRA-FAST 250 ASY REC 22-18 TPPB



TE Part #3-520406-2  
ULTRA-FAST 250 ASY REC 16-14 AWG TPBR



TE Part #3-1393143-4  
27E317=SOCKETS



TE Part #CONMCX002  
MCX Jack 50 Ohm PCB Through Hole



TE Part #43014-16-24PN-4  
HERM RECP

## Documents



## Product Drawings

### 42 POS BLOCK

English

## CAD Files

### Customer View Model

[ENG\\_CVM\\_202515-3\\_H.3d\\_igs.zip](#)

English

### Customer View Model

[ENG\\_CVM\\_202515-3\\_H.3d\\_stp.zip](#)

English

### Customer View Model

[ENG\\_CVM\\_202515-3\\_H.2d\\_dxf.zip](#)

English

### 3D PDF

English

### Customer View Model

[ENG\\_CVM\\_CVM\\_202515-3\\_W.3d\\_igs.zip](#)

English

### Customer View Model

[ENG\\_CVM\\_CVM\\_202515-3\\_W.3d\\_stp.zip](#)

English

### Customer View Model

[ENG\\_CVM\\_CVM\\_202515-3\\_W.2d\\_dxf.zip](#)

English

### 3D PDF

3D

By downloading the CAD file I accept and agree to the [Terms and Conditions](#) of use.

## Datasheets & Catalog Pages

### M\_SERIES\_PIN\_AND\_SOCKET\_CONNECTORS

English

## Instruction Sheets

### Instruction Sheet (U.S.)

English

### ASSEMBLY INSTRUCTIONS FOR AP\* 42 POSITION SERIES "M" CONNECTORS

English

### Instruction Sheet (U.S.)

English

### LATCHING SHIELD AND PIN HOOD FOR 50 POSITION "M" SERIES CONNECTOR

English

## Agency Approvals

### Agency Approval Document

English

