




Connectors > Power Connectors > Power Contacts



Power Contact Type: **Contact**

Contact Mating Area Plating Material: **Gold**

Wire Size: **.2 – .6 mm²**

Sealable: **No**

Features

Product Type Features

Power Contact Type	Contact
Sealable	No
Connector & Contact Terminates To	Wire & Cable

Contact Features

Contact Size	Size 16
Contact Mating Area Plating Material	Gold
Contact Current Rating (Max)	13 A
Contact Type	Socket
Contact Retention Within Housing	With
Mating Pin Diameter	1.57 mm[.062 in]
Contact Base Material	Brass
Contact Mating Area Plating Material Thickness	.76 μm[30 μin]
Contact Mating Area Plating Material Finish	Bright
Wire Contact Termination Area Plating Thickness	.76 μm[30 μin]
Wire Contact Termination Area Plating Material	Gold



Contact Orientation	Straight
---------------------	----------

Contact Underplating Material	Nickel
-------------------------------	--------

Contact Underplating Material Thickness	1.27 μm[50 μin]
---	-----------------

Termination Features

Termination Method to Wire & Cable	Crimp
------------------------------------	-------

Mechanical Attachment

Contact Retention Type Within Housing	Snap-In
---------------------------------------	---------

Wire Insulation Support	With
-------------------------	------

Dimensions

Wire Size	.2 – .6 mm ²
-----------	-------------------------

Compatible Insulation Diameter Range	1.4 – 2.24 mm[.055 – .088 in]
--------------------------------------	-------------------------------

Usage Conditions

Operating Temperature Range	-55 – 105 °C[-55 – 302 °F]
-----------------------------	----------------------------

Operation/Application

Circuit Application	Signal
---------------------	--------

Identification Marking

Contact Color Code	Yellow/Red
--------------------	------------

Packaging Features

Packaging Quantity	1000
--------------------	------

Packaging Method	Bag
------------------	-----

Other

Power Connectors Comment	Extraction Tool No. 305183, Insertion Tool No. 200893-2 (for insulation diameters 1.78 [07] or less), Use turret TH501 (p/n 1-601967-5) with hand tool 601967-1.
--------------------------	--

Product Compliance

[For compliance documentation, visit the product page on TE.com>](#)

EU RoHS Directive 2011/65/EU	Compliant
------------------------------	-----------

EU ELV Directive 2000/53/EC	Compliant with Exemptions
-----------------------------	---------------------------

China RoHS 2 Directive MIIT Order No 32, 2016	No Restricted Materials Above Threshold
---	---

EU REACH Regulation (EC) No. 1907/2006	Current ECHA Candidate List: JUNE 2023 (235)
--	--



Candidate List Declared Against: JUNE 2023 (235)
 SVHC > Threshold:
 Pb (2.5% in Component Part)

Article Safe Usage Statements:

Do not eat, drink or smoke when using this product. Wash thoroughly after handling. Recycle if possible and dispose of the article by following all applicable governmental regulations relevant to your geographic location.

Halogen Content

Low Halogen - Br, Cl, F, I < 900 ppm per homogenous material. Also BFR/CFR/PVC Free

Solder Process Capability

Not applicable for solder process capability

Product Compliance Disclaimer

This information is provided based on reasonable inquiry of our suppliers and represents our current actual knowledge based on the information they provided. This information is subject to change. The part numbers that TE has identified as EU RoHS compliant have a maximum concentration of 0.1% by weight in homogenous materials for lead, hexavalent chromium, mercury, PBB, PBDE, DBP, BBP, DEHP, DIBP, and 0.01% for cadmium, or qualify for an exemption to these limits as defined in the Annexes of Directive 2011/65/EU (RoHS2). Finished electrical and electronic equipment products will be CE marked as required by Directive 2011/65/EU. Components may not be CE marked. Additionally, the part numbers that TE has identified as EU ELV compliant have a maximum concentration of 0.1% by weight in homogenous materials for lead, hexavalent chromium, and mercury, and 0.01% for cadmium, or qualify for an exemption to these limits as defined in the Annexes of Directive 2000/53/EC (ELV). Regarding the REACH Regulation, the information TE provides on SVHC in articles for this part number is based on the latest European Chemicals Agency (ECHA) 'Guidance on requirements for substances in articles' posted at this URL: <https://echa.europa.eu/guidance-documents/guidance-on-reach>

Compatible Parts



TE Part # CAT-AM71-C83998C
 Circular Plastic Connector, CMC Series 1



TE Part # CAT-AM71-C83998Y
 One-Piece Connector, Sealed, CPC Series 1



TE Part # CAT-AM71-C83998J
 Cable/Panel Mount Connector, CPC Series 1



TE Part # CAT-AM71-C83998K
 Circular Connector, Environmentally Sealed, CPC Series 6



TE Part # 200893-2
 INSERTION TOOL CONT



TE Part # 305183
 EXTRACT TOOL TYPE 2 20-16



TE Part # 601967-1
 CRIMPING TOOL M22520/1-01



TE Part # 539972-1
 EXTRACTION TOOL




TE Part # 58541-1
PRO-CRIMPER HAND TOOL & DIE



TE Part # 58541-2
PRO-CRIMPER HAND TOOL DIE




TE Part # 91538-1
CCII TYPE II PIN SKT 30-20 ASSY




TE Part # 1-601967-5
POSITIONER TYPE II CONTACTS

Also in the Series | AMP Type II



Insertion & Extraction Tools(4)




Power Contacts(35)

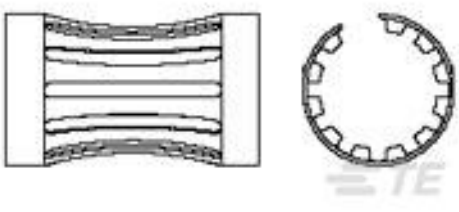
Customers Also Bought



TE Part #31888
PIDG R 22-16 COMM 22-18 MIL 8



TE Part #66593-4
TYPE VI PIN,MULTI-MATE,L.P.



TE Part #7-192043-2
LA4(.125)(.006) SIL




TE Part #201568-1
CONTACT SOCKET ASSY.



TE Part #356611-1
DIES POWERBAND CONT 8 AWG DIE SET



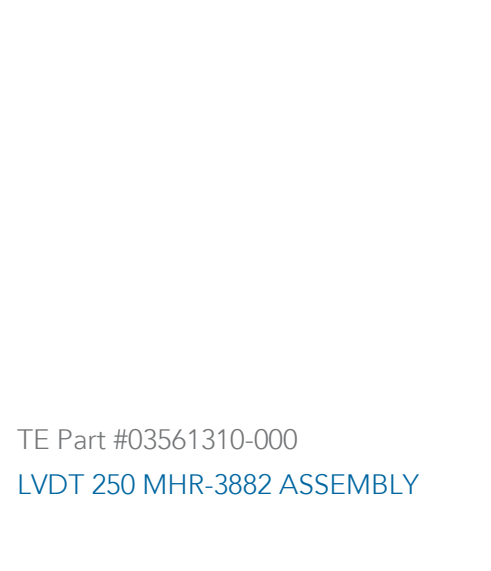
TE Part #356611-2
DIES POWERBAND CONT 10 AWG DIE SET



TE Part #5-1532004-0
033-0240-0001=ADAPTER,S-93RCP



TE Part #TSE-16-01
JUNCTION ASSY



TE Part #03561310-000
LVDT 250 MHR-3882 ASSEMBLY



Documents

Product Drawings

CONTACT SOCKET ASSY.

English

CAD Files

Customer View Model

[ENG_CVM_201328-1_AF.3d_igs.zip](#)

English

Customer View Model

[ENG_CVM_201328-1_AF.3d_stp.zip](#)

English

Customer View Model

[ENG_CVM_201328-1_AF.2d_dxf.zip](#)

English

3D PDF

English

3D PDF

3D

Customer View Model

[ENG_CVM_CVM_201328-1_AK.2d_dxf.zip](#)

English

Customer View Model

[ENG_CVM_CVM_201328-1_AK.3d_igs.zip](#)

English

Customer View Model

[ENG_CVM_CVM_201328-1_AK.3d_stp.zip](#)

English

By downloading the CAD file I accept and agree to the [Terms and Conditions](#) of use.

Datasheets & Catalog Pages

AMP Circular Connectors for Commercial Signal & Power Applications

English

Signal Contacts

English

M_SERIES_PIN_AND_SOCKET_CONNECTORS

English

Product Specifications

Application Specification

Japanese

Application Specification

English

Type II Screw Machine Contacts



Japanese

[Application Specification](#)

Japanese

[Product Environmental Compliance](#)

[TE Material Declaration](#)

English

[Instruction Sheets](#)

[Instruction Sheet \(U.S.\)](#)

Japanese

[Instruction Sheet \(U.S.\)](#)

English

[Instruction Sheet \(U.S.\)](#)

English

[Application and Maintenance for Crimping Die Assemblies](#)

English

[Instruction Sheet \(U.S.\)](#)

English

[Instruction Sheet \(U.S.\)](#)

English