



Connectors > Power Connectors > Rectangular Power > Rectangular Power Connectors



Rectangular Power Connector Type: **Housing**

Connector & Housing Type: **Receptacle**

Connector System: **Wire-to-Wire**

Number of Positions: **2**

Centerline (Pitch): **3 mm [.118 in]**

Features

Product Type Features

| | |
|-----------------------------------|--------------|
| Rectangular Power Connector Type | Housing |
| Connector & Housing Type | Receptacle |
| Connector System | Wire-to-Wire |
| Sealable | No |
| Connector & Contact Terminates To | Wire & Cable |

Configuration Features

| | |
|----------------------------|---|
| Number of Positions | 2 |
| Number of Power Positions | 0 |
| Number of Signal Positions | 0 |
| Number of Rows | 1 |

Electrical Characteristics

| | |
|-------------------|---------|
| Operating Voltage | 250 VDC |
|-------------------|---------|

Contact Features

| | |
|----------------|--------|
| Contact Layout | Inline |
|----------------|--------|



| | |
|----------------------------------|---------|
| Contact Retention Within Housing | Without |
|----------------------------------|---------|

| | |
|--------------|------------|
| Contact Type | Receptacle |
|--------------|------------|

Termination Features

| | |
|------------------------------------|-------|
| Termination Method to Wire & Cable | Crimp |
|------------------------------------|-------|

Mechanical Attachment

| | |
|-------------------------|----------------------------|
| Connector Mounting Type | Cable Mount (Free-Hanging) |
|-------------------------|----------------------------|

Housing Features

| | |
|--------------------|----------------|
| Centerline (Pitch) | 3 mm [.118 in] |
|--------------------|----------------|

| | |
|---------------|-------|
| Housing Color | Black |
|---------------|-------|

| | |
|------------------|-------|
| Housing Material | Nylon |
|------------------|-------|

Usage Conditions

| | |
|-----------------------------|-----------------------------|
| Operating Temperature Range | -40 – 105 °C [-40 – 221 °F] |
|-----------------------------|-----------------------------|

Operation/Application

| | |
|---------------------|----------------|
| Circuit Application | Power & Signal |
|---------------------|----------------|

Identification Marking

| | |
|--------------------------------|------|
| Circuit Identification Feature | With |
|--------------------------------|------|

Industry Standards

| | |
|--------------------|-----------|
| Approved Standards | UL E28476 |
|--------------------|-----------|

| | |
|------------------------|----------|
| UL Flammability Rating | UL 94V-0 |
|------------------------|----------|

| | |
|------------------|-------------------------------|
| Glow Wire Rating | Standard Part - Not Glow Wire |
|------------------|-------------------------------|

Packaging Features

| | |
|--------------------|------|
| Packaging Quantity | 5000 |
|--------------------|------|

| | |
|------------------|------------------|
| Packaging Method | Box & Tray, Tray |
|------------------|------------------|

Product Compliance

[For compliance documentation, visit the product page on TE.com>](#)

| | |
|------------------------------|-----------|
| EU RoHS Directive 2011/65/EU | Compliant |
|------------------------------|-----------|

| | |
|-----------------------------|-----------|
| EU ELV Directive 2000/53/EC | Compliant |
|-----------------------------|-----------|

| | |
|---|---|
| China RoHS 2 Directive MIIT Order No 32, 2016 | No Restricted Materials Above Threshold |
|---|---|

| | |
|--|--|
| EU REACH Regulation (EC) No. 1907/2006 | Current ECHA Candidate List: JUNE 2023 (235) |
|--|--|



Candidate List Declared Against: JUNE
2023 (235)

Does not contain REACH SVHC

| | |
|---------------------------|---|
| Halogen Content | Low Halogen - Br, Cl, F, I < 900 ppm per homogenous material. Also BFR/CFR/PVC Free |
| Solder Process Capability | Not applicable for solder process capability |

Product Compliance Disclaimer

This information is provided based on reasonable inquiry of our suppliers and represents our current actual knowledge based on the information they provided. This information is subject to change. The part numbers that TE has identified as EU RoHS compliant have a maximum concentration of 0.1% by weight in homogenous materials for lead, hexavalent chromium, mercury, PBB, PBDE, DBP, BBP, DEHP, DIBP, and 0.01% for cadmium, or qualify for an exemption to these limits as defined in the Annexes of Directive 2011/65/EU (RoHS2). Finished electrical and electronic equipment products will be CE marked as required by Directive 2011/65/EU. Components may not be CE marked. Additionally, the part numbers that TE has identified as EU ELV compliant have a maximum concentration of 0.1% by weight in homogenous materials for lead, hexavalent chromium, and mercury, and 0.01% for cadmium, or qualify for an exemption to these limits as defined in the Annexes of Directive 2000/53/EC (ELV). Regarding the REACH Regulation, the information TE provides on SVHC in articles for this part number is based on the latest European Chemicals Agency (ECHA) 'Guidance on requirements for substances in articles' posted at this URL: <https://echa.europa.eu/guidance-documents/guidance-on-reach>

Compatible Parts



TE Part # 2-1445098-2
MICRO MNL HDR ASSY S/ROW AU LF



TE Part # 1445022-5
MICRO MNL RFECEPT HSG SINGLE R



TE Part # 2-1445052-2
MICRO MNL HDR ASSY S/ROW LF



TE Part # 2-1445057-2
MICRO MNL HDR ASSY SINGLE ROW



TE Part # 1445022-4
MICRO MNL RFECEPT HSG SINGLE R



TE Part # 1445049-2
FREE HANG SNGL ROW HSG 2 POS



TE Part # 1445022-2
MICRO MNL RECEPT HSG SINGLE R



TE Part # 2-1445055-2
MICRO MNL HDR ASSY S/ROW LF




TE Part # 1445048-2
 PANEL MT SNGL ROW HSG 2 POS



TE Part # 2-1445087-2
 MICRO MNL HDR ASSY S/ROW AU LF



TE Part # 2-1445096-2
 MICRO MNL HDR ASSY SINGLE ROW



TE Part # 2-1445050-2
 MICRO MNL HDR ASSY S/ROW LF



TE Part # 2-1445100-2
 MICRO MNL HDR ASSY S/ROW LF



TE Part # 2-1445053-2
 MICRO MNL HDR ASSY S/ROW LF



TE Part # 2-1445094-2
 MICRO MNL HDR ASSY S/ROW AU LF



TE Part # 2-1445085-2
 micro mnl hdr assy s/row au lf



TE Part # 2-1445093-2
 MICRO MNL HDR ASSY S/ROW AU LF



TE Part # 2-1445091-2
 MICRO MNL HDR ASSY S/ROW AU LF




TE Part # 2029030-2
 2P MICRO MNL HDR ASY SR SIDE L




TE Part # 2029076-2
 2P MICRO MNL 1R RA HDR ASSY NAT

Also in the Series | **Micro MATE-N-LOK**



Insertion & Extraction Tools(1)



Power Contacts(27)



Rectangular Power Connectors(466)

Customers Also Bought



TE Part #2-1445098-2
 MICRO MNL HDR ASSY S/ROW AU LF



TE Part #2-1445057-2
 MICRO MNL HDR ASSY SINGLE ROW



TE Part #1445049-2
 FREE HANG SNGL ROW HSG 2 POS




TE Part #2-1445050-4
 MICRO MNL HDR ASSY S/ROW LF




TE Part #2-1445050-5
MICRO MNL HDR ASSY S/ROW LF



TE Part #34104-2
SOLIS R 22-16 4 TIN/LEAD



TE Part #5038184001
DCPT-26/13-45-SP



TE Part #1060-14-0144
PIN, SF, SIZE 16, 14-18, AU/SN

Documents

Product Drawings

[2 POS MICRO MNL, TOP LATCH, BL](#)

English

CAD Files

Customer View Model

[ENG_CVM_CVM_2008571-2_B.2d_dxf.zip](#)

English

[3D PDF](#)

3D

Customer View Model

[ENG_CVM_CVM_2008571-2_B.3d_igs.zip](#)

English

Customer View Model

[ENG_CVM_CVM_2008571-2_B.3d_stp.zip](#)

English

By downloading the CAD file I accept and agree to the [Terms and Conditions](#) of use.

Datasheets & Catalog Pages

[MICRO MATE-N-LOK CONNECTOR SYSTEM](#)

English

Product Specifications

[Product Specification](#)

English

Product Environmental Compliance

[Product Compliance Document](#)

English

[Product Compliance Document](#)

English