



QSFP/QSFP+

TE Internal #: 2007626-2

QSFP, QSFP+ & zQSFP+, Cage Assembly, 1 x 4, Customer Applied Gasket, Included Lightpipe, Standard, Data Rate (Max) 14 Gb/s, 4 Port, QSFP/QSFP+

[View on TE.com >](#)

Connectors > Pluggable IO Connectors & Cages > QSFP, QSFP+ & zQSFP+



Pluggable I/O Product Type: **Cage Assembly**
 Port Matrix Configuration: **1 x 4**
 EMI Containment Feature Type: **Customer Applied Gasket**
 Thermal Accessory Type Included: **Heat Sink**
 Included Lightpipe: **Yes**

Features

Product Type Features

Form Factor	QSFP+
Cage Type	Ganged
Pluggable I/O Product Type	Cage Assembly
Thermal Accessory Type Included	Heat Sink
Connector System	Cable-to-Board
Sealable	No
Connector & Contact Terminates To	Printed Circuit Board

Configuration Features

Port Matrix Configuration	1 x 4
Number of Ports	4
Lightpipe Configuration	Dual Square
Number of Rear EONs per Port Column	1

Electrical Characteristics

Data Rate (Max)	14 Gb/s
-----------------	---------

Body Features

Heat Sink Finish	Anodized Black
Heat Sink Style	Pin



Heat Sink Height Class	Networking
------------------------	------------

Heat Sink Height	13.5 mm[.531 in]
------------------	------------------

Contact Features

PCB Contact Termination Area Plating Material	Tin
---	-----

Termination Features

Termination Post & Tail Length	2.2 mm[.086 in]
--------------------------------	-----------------

Termination Method to Printed Circuit Board	Through Hole - Press-Fit
---	--------------------------

Mechanical Attachment

Connector Mounting Type	Board Mount
-------------------------	-------------

Housing Features

Cage Material	Nickel Silver
---------------	---------------

Dimensions

PCB Thickness (Recommended)	1.45 mm[.057 in]
-----------------------------	------------------

Usage Conditions

Operating Temperature Range	-55 – 105 °C[-67 – 221 °F]
-----------------------------	----------------------------

Operation/Application

For Use With Pluggable I/O Products	QSFP Cable Assembly, QSFP MSA Compatible Transceiver
-------------------------------------	--

Pluggable I/O Applications	SFP+ Stacked Belly-to-Belly
----------------------------	-----------------------------

Circuit Application	Signal
---------------------	--------

Industry Standards

UL Flammability Rating	UL 94V-0
------------------------	----------

Packaging Features

Packaging Method	Box & Tray
------------------	------------

Other

EMI Containment Feature Type	Customer Applied Gasket
------------------------------	-------------------------

Included Lightpipe	Yes
--------------------	-----

Enhancements	Standard
--------------	----------

Product Compliance

[For compliance documentation, visit the product page on TE.com>](#)

EU RoHS Directive 2011/65/EU	Compliant
------------------------------	-----------



EU ELV Directive 2000/53/EC	Compliant
China RoHS 2 Directive MIIT Order No 32, 2016	No Restricted Materials Above Threshold
EU REACH Regulation (EC) No. 1907/2006	Current ECHA Candidate List: JUNE 2023 (235) Candidate List Declared Against: JUNE 2023 (235) Does not contain REACH SVHC
Halogen Content	Not Low Halogen - contains Br or Cl > 900 ppm.
Solder Process Capability	Not applicable for solder process capability

Product Compliance Disclaimer

This information is provided based on reasonable inquiry of our suppliers and represents our current actual knowledge based on the information they provided. This information is subject to change. The part numbers that TE has identified as EU RoHS compliant have a maximum concentration of 0.1% by weight in homogenous materials for lead, hexavalent chromium, mercury, PBB, PBDE, DBP, BBP, DEHP, DIBP, and 0.01% for cadmium, or qualify for an exemption to these limits as defined in the Annexes of Directive 2011/65/EU (RoHS2). Finished electrical and electronic equipment products will be CE marked as required by Directive 2011/65/EU. Components may not be CE marked. Additionally, the part numbers that TE has identified as EU ELV compliant have a maximum concentration of 0.1% by weight in homogenous materials for lead, hexavalent chromium, and mercury, and 0.01% for cadmium, or qualify for an exemption to these limits as defined in the Annexes of Directive 2000/53/EC (ELV). Regarding the REACH Regulation, the information TE provides on SVHC in articles for this part number is based on the latest European Chemicals Agency (ECHA) 'Guidance on requirements for substances in articles' posted at this URL: <https://echa.europa.eu/guidance-documents/guidance-on-reach>

Compatible Parts

TE Part # CAT-C11-H501114
QSFP to QSFP I/O Cable Assembly: 30 AWG

TE Part # CAT-C11-H50111
QSFP-Four SFP+ I/O Cable Assembly 30 AWG

TE Part # 1888810-2
EMI/Dust Cover,XFP And QSFP

TE Part # 2110819-1
QSFP+ Enh EVERCLEAR PT Conn

TE Part # CAT-C11-H5011
QSFP-Four SFP+ I/O Cable Assembly 28 AWG

TE Part # CAT-C11-H5011142
QSFP to QSFP I/O Cable Assembly: 33 AWG

TE Part # 2053638-4
C/A, QSFP, 4M, P1-P2, UNEQUALIZED

TE Part # 2202165-4
QSFP TO QSFP, 26AWG, FDR, 4.0 METER



TE Part # 2202165-5
QSFP TO QSFP, 26AWG, FDR, 5.0 METER



TE Part # 2829040-2
QSFP IB EDR, 33AWG, 1.0M



TE Part # 2829040-4
QSFP IB EDR, 30AWG, 1.0M



TE Part # 2829040-6
QSFP IB EDR, 30AWG, 2.0M



TE Part # 2829040-7
QSFP IB EDR, 26AWG, 2.0M




TE Part # 2829040-8
QSFP IB EDR, 26AWG, 3.0M



TE Part # 2821033-8
QSFP TO [4]SFP+, 28G, 1M, 33AWG

Also in the Series | QSFP/QSFP+



Heat Sinks(1)



Light Pipes(8)



Pluggable I/O Cable Assemblies(23)



QSFP, QSFP+ & zQSFP+(158)

Customers Also Bought



TE Part #2339978-6
SFP56 STACKED 2X4 RECEPTACLE ASSEMBLY



TE Part #2-6450880-0
MBXL R/A RCPT 1LP + 16S + 1LP




TE Part #2057042-5
1x3 QSFP Kit Assy Lp&HS, SAN



TE Part #2057042-8
1x3 QSFP Kit Assy LP&HS, Networking




TE Part #2057183-4
1x4 QSFP Kit Assy, LP&HS, PCI



TE Part #2352032-1
VERTRECCASSY, MULTIGIG RT3



TE Part #3-102898-8
05 MODII HDR SRST UNSHRD A/PIN



TE Part #6450871-1
MBXLE R/A RCPT 32S+4LP



Documents

Product Drawings

[1x4 QSFP Kit Assy Sqr LP, Networking](#)

English

CAD Files

3D PDF

3D

Customer View Model

[ENG_CVM_CVM_2007626-2_E.2d_dxf.zip](#)

English

Customer View Model

[ENG_CVM_CVM_2007626-2_E.3d_igs.zip](#)

English

Customer View Model

[ENG_CVM_CVM_2007626-2_E.3d_stp.zip](#)

English

By downloading the CAD file I accept and agree to the [Terms and Conditions](#) of use.

Product Specifications

[Product Specification](#)

English