




Connectors > Rectangular Connectors > Rectangular Connector Accessories > Rectangular Connector Hardware



Connector Hardware Type: **Strain Relief Clamp**

Number of Positions: **14**

Operating Temperature Range: **-55 – 150 °C [-67 – 302 °F]**

## Features

### Configuration Features

Number of Positions	14
---------------------	----

### Body Features

Strain Relief Type	Shield & Cable Clamp
Primary Product Plating Material	Nickel
Primary Product Material	Carbon Steel
Cable Exit Angle	180°, 90°

### Mechanical Attachment

Strain Relief	With
Mounting Hardware	U Bolt, Wire Guide, Protection Sleeve and Nut
Thread Size	4-40
Connector Hardware Type	Strain Relief Clamp

### Dimensions

Product Width	15.88 mm[.625 in]
Product Length	28.58 mm[1.125 in]
Product Height	31.75 mm[1.25 in]

### Usage Conditions

Operating Temperature Range	-55 – 150 °C[-67 – 302 °F]
-----------------------------	----------------------------

### Packaging Features

Packaging Quantity	1
Packaging Method	Bag

### Other

Connector Accessory Comment	Hardware supplied unassembled.
-----------------------------	--------------------------------

### Product Compliance

[For compliance documentation, visit the product page on TE.com>](#)

EU RoHS Directive 2011/65/EU	Compliant
EU ELV Directive 2000/53/EC	Compliant
China RoHS 2 Directive MIIT Order No 32, 2016	No Restricted Materials Above Threshold
EU REACH Regulation (EC) No. 1907/2006	Current ECHA Candidate List: JUNE 2023 (235) Candidate List Declared Against: JAN 2021 (211) Does not contain REACH SVHC
Halogen Content	Not Yet Reviewed for halogen content
Solder Process Capability	Not applicable for solder process capability


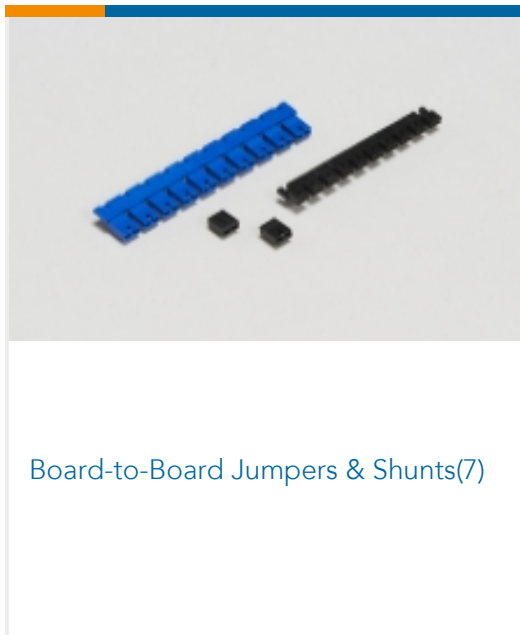
#### Product Compliance Disclaimer

This information is provided based on reasonable inquiry of our suppliers and represents our current actual knowledge based on the information they provided. This information is subject to change. The part numbers that TE has identified as EU RoHS compliant have a maximum concentration of 0.1% by weight in homogenous materials for lead, hexavalent chromium, mercury, PBB, PBDE, DBP, BBP, DEHP, DIBP, and 0.01% for cadmium, or qualify for an exemption to these limits as defined in the Annexes of Directive 2011/65/EU (RoHS2). Finished electrical and electronic equipment products will be CE marked as required by Directive 2011/65/EU. Components may not be CE marked. Additionally, the part numbers that TE has identified as EU ELV compliant have a maximum concentration of 0.1% by weight in homogenous materials for lead, hexavalent chromium, and mercury, and 0.01% for cadmium, or qualify for an exemption to these limits as defined in the Annexes of Directive 2000/53/EC (ELV). Regarding the REACH Regulation, the information TE provides on SVHC in articles for this part number is based on the latest European Chemicals Agency (ECHA) 'Guidance on requirements for substances in articles' posted at this URL: <https://echa.europa.eu/guidance-documents/guidance-on-reach>

### Compatible Parts



### Also in the Series | AMP M Series



### Customers Also Bought





## Documents

### Product Drawings

#### 14 PL. STRAIN RELIEF CLAMP

English

### CAD Files

#### 3D PDF

3D

#### Customer View Model

[ENG\\_CVM\\_CVM\\_200686-1\\_L.2d\\_dxf.zip](#)

English

#### Customer View Model

[ENG\\_CVM\\_CVM\\_200686-1\\_L.3d\\_igs.zip](#)

English

#### Customer View Model

[ENG\\_CVM\\_CVM\\_200686-1\\_L.3d\\_stp.zip](#)

English

By downloading the CAD file I accept and agree to the [Terms and Conditions](#) of use.

### Datasheets & Catalog Pages

#### M\_SERIES\_PIN\_AND\_SOCKET\_CONNECTORS

English

### Instruction Sheets

#### Instruction Sheet (U.S.)

Japanese

#### Instruction Sheet (U.S.)

English

#### AMP Strain Relief Clamp for 14, 20, & 26 Position Series "M" Connector

English

### Agency Approvals

#### Agency Approval Document

English