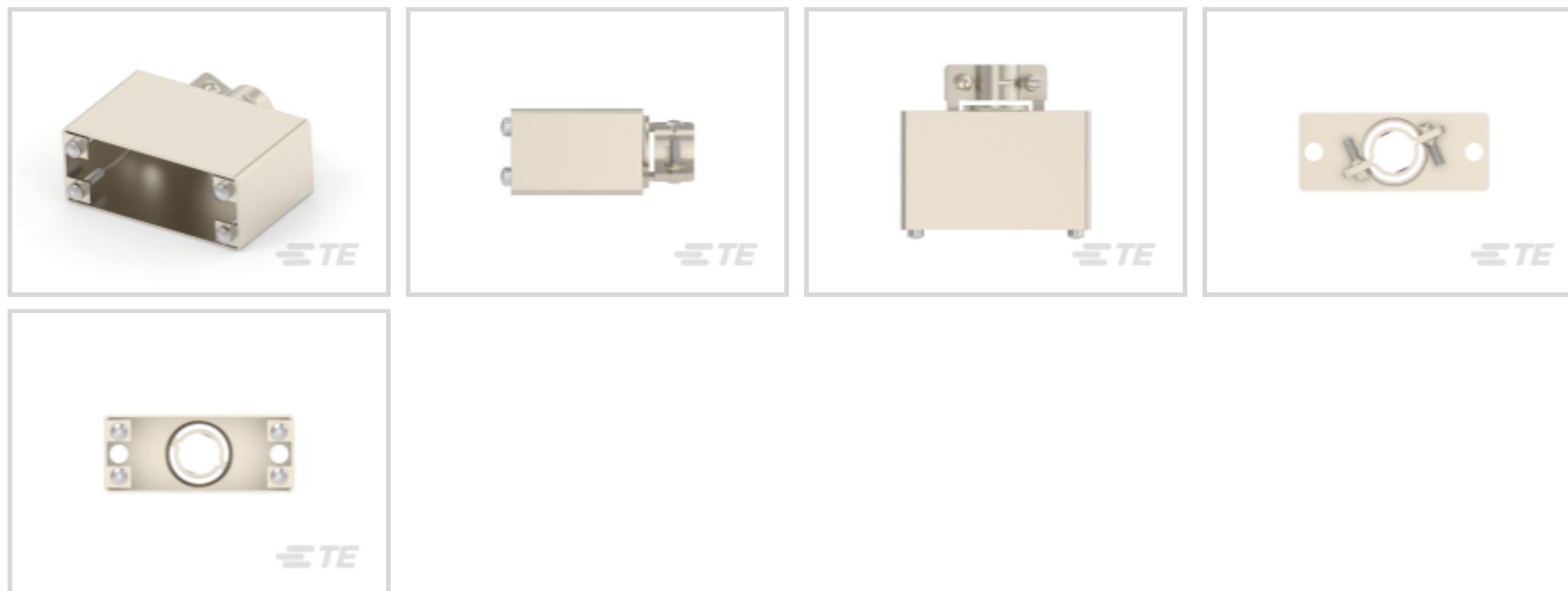




Connectors > Rectangular Connectors > Rectangular Connector Accessories > Rectangular Connector Hardware



Connector Hardware Type: **Shield Kit**

Number of Positions: **16, 20, 34**

Operating Temperature Range: **-55 – 150 °C [-67 – 302 °F]**

Features

Configuration Features

Number of Positions	16, 20, 34
---------------------	------------

Body Features

Strain Relief Type	Shield & Cable Clamp
Primary Product Material	Carbon Steel
Cable Exit Angle	180°

Mechanical Attachment

Strain Relief	With
Mounting Hardware	Screws and Clamps
Thread Size	4-40
Connector Hardware Type	Shield Kit

Dimensions

Accepts Cable Diameter (Max)	13.84 mm[.545 in]
Product Width	20.78 mm[.818 in]
Product Length	44.83 mm[1.765 in]
Product Height	50.8 mm[1.999 in]

Usage Conditions



Operating Temperature Range	-55 – 150 °C[-67 – 302 °F]
-----------------------------	----------------------------

Packaging Features

Packaging Quantity	1
Packaging Method	Bag

Product Compliance


[For compliance documentation, visit the product page on TE.com>](#)

EU RoHS Directive 2011/65/EU	Compliant
EU ELV Directive 2000/53/EC	Compliant
China RoHS 2 Directive MIIT Order No 32, 2016	No Restricted Materials Above Threshold
EU REACH Regulation (EC) No. 1907/2006	Current ECHA Candidate List: JUNE 2023 (235) Candidate List Declared Against: JAN 2023 (233) Does not contain REACH SVHC
Halogen Content	Low Halogen - Br, Cl, F, I < 900 ppm per homogenous material. Also BFR/CFR/PVC Free
Solder Process Capability	Not applicable for solder process capability

Product Compliance Disclaimer

This information is provided based on reasonable inquiry of our suppliers and represents our current actual knowledge based on the information they provided. This information is subject to change. The part numbers that TE has identified as EU RoHS compliant have a maximum concentration of 0.1% by weight in homogenous materials for lead, hexavalent chromium, mercury, PBB, PBDE, DBP, BBP, DEHP, DIBP, and 0.01% for cadmium, or qualify for an exemption to these limits as defined in the Annexes of Directive 2011/65/EU (RoHS2). Finished electrical and electronic equipment products will be CE marked as required by Directive 2011/65/EU. Components may not be CE marked. Additionally, the part numbers that TE has identified as EU ELV compliant have a maximum concentration of 0.1% by weight in homogenous materials for lead, hexavalent chromium, and mercury, and 0.01% for cadmium, or qualify for an exemption to these limits as defined in the Annexes of Directive 2000/53/EC (ELV). Regarding the REACH Regulation, the information TE provides on SVHC in articles for this part number is based on the latest European Chemicals Agency (ECHA) 'Guidance on requirements for substances in articles' posted at this URL: <https://echa.europa.eu/guidance-documents/guidance-on-reach>

Also in the Series | [AMP M Series](#)



Board-to-Board Jumpers & Shunts(7)




Rack & Panel Connectors(1)



Rectangular Connector Hardware(51)



Rectangular Power Connectors(66)



Standard Edge Connectors(2)

Customers Also Bought



TE Part #HD16-9-1939S
PLUG ASM



TE Part #1-1879208-3
CPF 0402 33R 0.1% 25PPM 1K RL



TE Part #5-1437624-9
PKG40B1/8=KNOB PLASTIC 1/8 LEX



TE Part #HDP26-24-21SE
PLG, 21P, BLK, E, 12/16, S




TE Part #A23615-000
T2K-229064-10-9



TE Part #1393771-6
JWD-107-7=REED RELAYS



TE Part #3-641148-3
03P MTA156 ASSY 18AWG ORA LF



TE Part #080-0001
CABLE,U.FL to SMA Bulkhd 1.13mm
Dia,105m

Documents

Product Drawings
34 POS. SHIELD ASSY.

English

CAD Files

3D PDF

3D

Customer View Model

ENG_CVM_CVM_200517-9_Z.2d_dxf.zip



English

Customer View Model

[ENG_CVM_CVM_200517-9_Z.3d_igs.zip](#)

English

Customer View Model

[ENG_CVM_CVM_200517-9_Z.3d_stp.zip](#)

English

By downloading the CAD file I accept and agree to the [Terms and Conditions](#) of use.

Instruction Sheets

[Instruction Sheet \(U.S.\)](#)

English