



TH/.025 Connector System

TE Internal #: 2005154-1

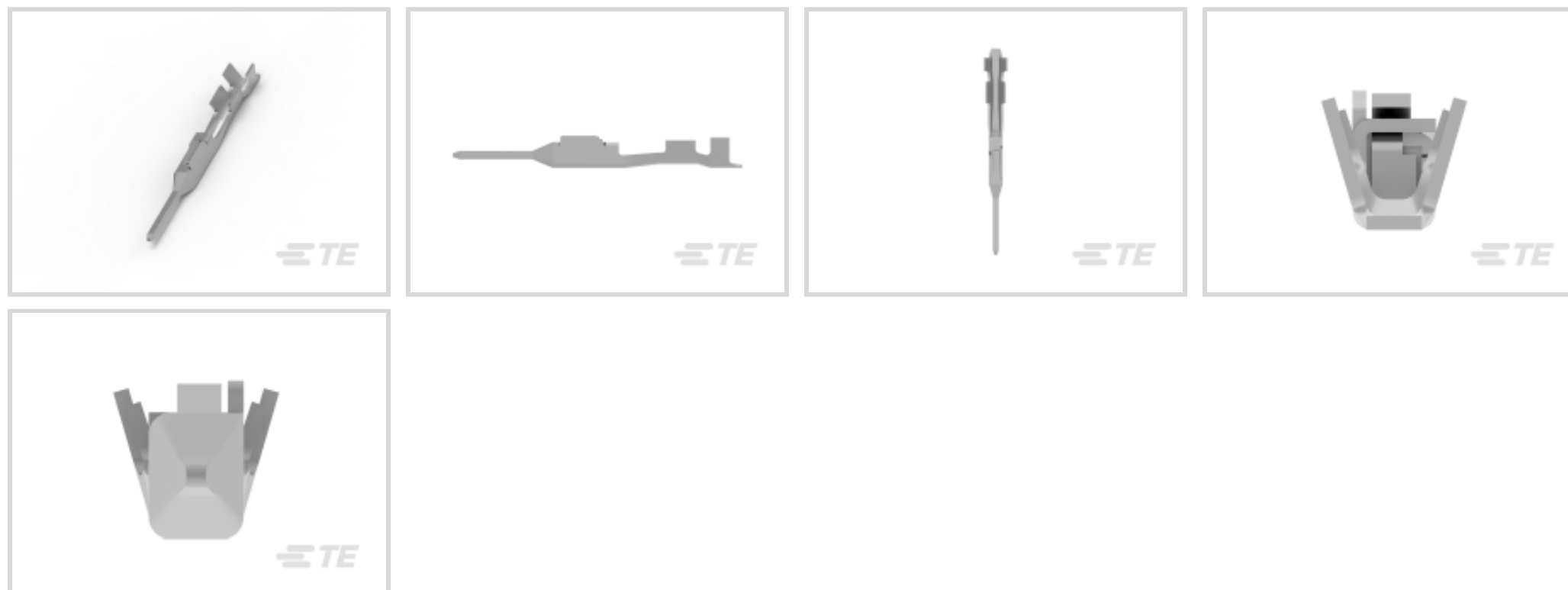
Automotive Terminals, Tab, Mating Tab Width .64 mm [.025 in], Tab

Thickness .64 mm [.025 in], 22 – 20 AWG Wire Size, TH/.025

Connector System

[View on TE.com >](#)

Terminals & Splices > Automotive Terminals > TH/.025 CONNECTOR SYSTEM, RECPT AND TAB



Terminal Type: **Tab**

Mating Tab Width: **.64 mm [.025 in]**

Mating Tab Thickness: **.64 mm [.025 in]**

Terminal Transmits: **0 – 24 A (Low Power)**

Wire Size: **22 – 20 AWG**

[All TH/.025 CONNECTOR SYSTEM, RECPT AND TAB \(27\)](#)

Features

Product Type Features

Receptacle Style	180°
Sealable	No
Primary Locking Feature	Locking Lance

Contact Features

Contact Size	.64mm
Contact Fabrication	Stamped & Formed
Wire Contact Termination Area Plating Material	Tin
Typical Current Rating	5 A
Crimp Type	F-Crimp
Terminal Type	Tab
Mating Tab Width	.64 mm[.025 in]
Mating Tab Thickness	.64 mm[.025 in]
Interface Plating	Tin (Sn)



Termination Features

Termination Method to Wire & Cable	Crimp
Product Terminates To	Wire

Dimensions

Compatible Insulation Diameter Range	1.1 – 1.3 mm [.043 – .051 in]
Wire Size	.37 – .56 mm ²
Wire Size Search	20 AWG, 21 AWG, 22 AWG

Usage Conditions

Insulation Option	Uninsulated
Operating Temperature (Max)	70 °C, 75 °C, 80 °C [158 °F][167 °F][176 °F]
Operating Temperature Range	-40 – 80 °C [-40 – 176 °F]

Operation/Application

Compatible With Wire Base Material	Copper
------------------------------------	--------

Packaging Features

Packaging Quantity	10000
Packaging Method	Reel

Other

Terminal Transmits	0 – 24 A (Low Power)
--------------------	----------------------

Product Compliance

[For compliance documentation, visit the product page on TE.com>](#)

EU RoHS Directive 2011/65/EU	Compliant
EU ELV Directive 2000/53/EC	Compliant
China RoHS 2 Directive MIIT Order No 32, 2016	No Restricted Materials Above Threshold
EU REACH Regulation (EC) No. 1907/2006	Current ECHA Candidate List: JUNE 2023 (235) Candidate List Declared Against: JUNE 2023 (235) Does not contain REACH SVHC
Halogen Content	Low Halogen - Br, Cl, F, I < 900 ppm per homogenous material. Also BFR/CFR/PVC Free
Solder Process Capability	Not applicable for solder process capability



Product Compliance Disclaimer

This information is provided based on reasonable inquiry of our suppliers and represents our current actual knowledge based on the information they provided. This information is subject to change. The part numbers that TE has identified as EU RoHS compliant have a maximum concentration of 0.1% by weight in homogenous materials for lead, hexavalent chromium, mercury, PBB, PBDE, DBP, BBP, DEHP, DIBP, and 0.01% for cadmium, or qualify for an exemption to these limits as defined in the Annexes of Directive 2011/65/EU (RoHS2). Finished electrical and electronic equipment products will be CE marked as required by Directive 2011/65/EU. Components may not be CE marked. Additionally, the part numbers that TE has identified as EU ELV compliant have a maximum concentration of 0.1% by weight in homogenous materials for lead, hexavalent chromium, and mercury, and 0.01% for cadmium, or qualify for an exemption to these limits as defined in the Annexes of Directive 2000/53/EC (ELV). Regarding the REACH Regulation, the information TE provides on SVHC in articles for this part number is based on the latest European Chemicals Agency (ECHA) 'Guidance on requirements for substances in articles' posted at this URL: <https://echa.europa.eu/guidance-documents/guidance-on-reach>

Compatible Parts



TE Part # CAT-T319-CH8172
TH/.025 CONNECTOR SYSTEM,
HOUSING



TE Part # 2287871-2
24POS,MIXED,TAB HSG,.025,090,
CODE B,ASSY



TE Part # 1366865-1
EXT-TOOL FOR 025 TAB



TE Part # 2151216-1
OCEAN_2.0_APPLICATOR-S-055F055F



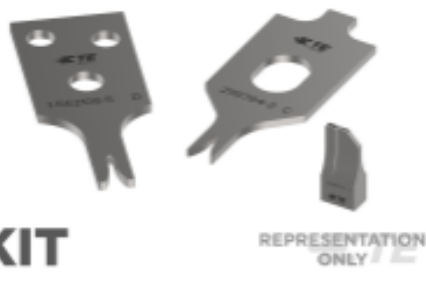
TE Part # 2151216-2
OCEAN_2.0_APPLICATOR-S-055F055F



TE Part # 7-2151216-1
OCEAN_2.0_APPLICATOR-S-055F055F



TE Part # 7-2151216-2
OCEAN_2.0_APPLICATOR-S-055F055F



KIT
REPRESENTATION ONLY

TE Part # 7-2151216-7
OCEAN_2.0_SPARE_PART_KIT-
055F055F



KIT
REPRESENTATION ONLY

TE Part # 7-2836339-7
OC-055F055F-CRIMPTOOLINGKIT



TE Part # 2-2151216-1
OCEAN_2.0_APPLICATOR-S-055F055F

Also in the Series | TH/.025 Connector System



Automotive Connector Caps & Covers (6)



Automotive Connector Locks & Position Assurance(1)



Automotive Housings(224)



Automotive Terminals(26)




Connector Seals & Cavity Plugs(2)



Insertion & Extraction Tools(4)

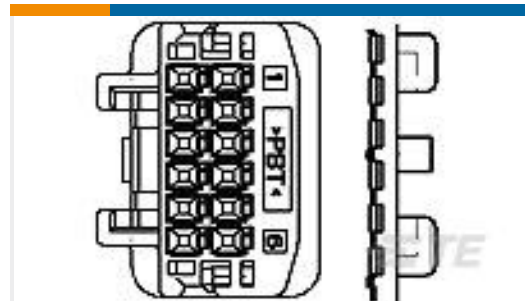


Other Automotive Connector Accessories(5)



PCB Headers & Receptacles(163)

Customers Also Bought



TE Part #1473413-1
025 G 24POS CAP ASSY W TO W



TE Part #2005431-1
025/090 HYB 34P PLUG ASSY



TE Part #1-2351080-1
57POS, HYBRID, REC HSG, SECONDARY LOCK



TE Part #1-2355515-5
5POS, MCON 1.2, REC HSG ASSY, SLD, COD A



TE Part #1-2355694-3
4POS, MCON 1.2, REC HSG ASSY, SLD, COD C




TE Part #2-2355506-5
2POS, MCON 1.2, REC HSG ASSY, SLD, COD B




TE Part #2005434-1
025/090 HYB 34P CAP ASSY



TE Part #2391347-1
57POS, HYBRID, REC HSG ASSY, SLD, COD A



TE Part #2359790-1
67POS, HYBRID, HDR ASSY, 90DEG, SLDR



TE Part #2391351-1
TPA REC HSG, 57POS, HYBRID

Documents



Product Drawings

025 TAB CONTACT(S)

English

CAD Files

3D PDF

3D

Customer View Model

[ENG_CVM_CVM_2005154-1_A.2d_dxf.zip](#)

English

Customer View Model

[ENG_CVM_CVM_2005154-1_A.3d_igs.zip](#)

English

Customer View Model

[ENG_CVM_CVM_2005154-1_A.3d_stp.zip](#)

English

By downloading the CAD file I accept and agree to the [Terms and Conditions](#) of use.

Product Specifications

Application Specification

English

Application Specification

English

Instruction Sheets

Instruction Sheet (non U.S.)

English