

2-84952-7 ✓ ACTIVE



FPC


TE Internal #: 2-84952-7

FPC Connectors, Flex-to-Board, 27 Position, .039 in [1 mm]

Centerline, Zero Insertion Force (ZIF), Right Angle, Surface Mount

[View on TE.com >](#)

Connectors > PCB Connectors > Wire-to-Board Connectors > FFC, FPC & Ribbon Connectors > FPC Connectors



Connector System: **Flex-to-Board**

Number of Positions: **27**

Centerline (Pitch): **1 mm [.039 in]**

Insertion Force Type: **Zero Insertion Force (ZIF)**

PCB Mount Orientation: **Right Angle**

Features

Product Type Features

PCB Connector Assembly Type	PCB Mount Receptacle
Connector Product Type	Connector Assembly
Connector System	Flex-to-Board
Insertion Force Type	Zero Insertion Force (ZIF)
FPC Actuator Type	Stuffer (Plunger Style)
Connector & Contact Terminates To	Flexible Printed Circuit (FPC), Printed Circuit Board

Configuration Features

Compatible With Wire & Cable Type	FFC, FPC
Number of Rows	1
Number of Positions	27
PCB Mount Orientation	Right Angle

Electrical Characteristics

Operating Voltage	200 VAC
-------------------	---------

Body Features



Primary Product Color	Natural
-----------------------	---------

Contact Features

PCB Contact Termination Area Plating Material Thickness	2 µm[78.74 µin]
Contact Layout	Inline
Contact Type	Socket
Contact Mating Area Plating Material Thickness	2 µm[78.74 µin]
PCB Contact Termination Area Plating Material Finish	Bright
Contact Shape & Form	Single Beam
Contact Mating Area Plating Material Finish	Bright
PCB Contact Termination Area Plating Material	Tin
Contact Base Material	Phosphor Bronze
Contact Mating Location	Bottom
Contact Mating Area Plating Material	Tin
Contact Current Rating (Max)	1 A

Termination Features

Termination Method to Printed Circuit Board	Surface Mount
---	---------------

Mechanical Attachment

Mating Alignment	With
PCB Mount Alignment	Without
PCB Mount Retention	With
Connector Mounting Type	Board Mount

Housing Features

Housing Material	LCP (Liquid Crystal Polymer)
Centerline (Pitch)	1 mm[.039 in]

Dimensions

Connector Length	34.92 mm[1.375 in]
Connector Height	2.56 mm[.101 in]
Connector Width	6.54 mm[.258 in]
Accepts Flex Cable Thickness	.3 mm[.012 in]

Usage Conditions

Operating Temperature Range	-40 – 85 °C[-40 – 185 °F]
-----------------------------	---------------------------

Operation/Application



Circuit Application	Signal
---------------------	--------

Identification Marking

Circuit Identification Feature	With
--------------------------------	------

Packaging Features

Packaging Quantity	1200
Packaging Method	Tape & Reel

Product Compliance

[For compliance documentation, visit the product page on TE.com>](#)

EU RoHS Directive 2011/65/EU	Compliant
EU ELV Directive 2000/53/EC	Compliant
China RoHS 2 Directive MIIT Order No 32, 2016	No Restricted Materials Above Threshold
EU REACH Regulation (EC) No. 1907/2006	Current ECHA Candidate List: JUNE 2023 (235) Candidate List Declared Against: JUNE 2023 (235) Does not contain REACH SVHC
Halogen Content	Not Low Halogen - contains Br or Cl > 900 ppm.
Solder Process Capability	Reflow solder capable to 260°C

Product Compliance Disclaimer

This information is provided based on reasonable inquiry of our suppliers and represents our current actual knowledge based on the information they provided. This information is subject to change. The part numbers that TE has identified as EU RoHS compliant have a maximum concentration of 0.1% by weight in homogenous materials for lead, hexavalent chromium, mercury, PBB, PBDE, DBP, BBP, DEHP, DIBP, and 0.01% for cadmium, or qualify for an exemption to these limits as defined in the Annexes of Directive 2011/65/EU (RoHS2). Finished electrical and electronic equipment products will be CE marked as required by Directive 2011/65/EU. Components may not be CE marked. Additionally, the part numbers that TE has identified as EU ELV compliant have a maximum concentration of 0.1% by weight in homogenous materials for lead, hexavalent chromium, and mercury, and 0.01% for cadmium, or qualify for an exemption to these limits as defined in the Annexes of Directive 2000/53/EC (ELV). Regarding the REACH Regulation, the information TE provides on SVHC in articles for this part number is based on the latest European Chemicals Agency (ECHA) 'Guidance on requirements for substances in articles' posted at this URL: <https://echa.europa.eu/guidance-documents/guidance-on-reach>

Compatible Parts



TE Part # 2-84953-7
1MM FPC HORZ.TOP CONT.ASSY 27P



TE Part # 2-1734248-7
1.0 FPC, ZIF V/T, SMT, 27P


Customers Also Bought




TE Part #3-1393788-3
V23079B1201B301




TE Part #3-647166-8
8P MTA100 HDR ASSY,SM,FL,LF




TE Part #292253-6
CT CONN MT HDR ASSY H 6P NAT



TE Part #1-826632-7
17P AMPMODU II PIN HDR



TE Part #2-1761606-6
IDC LOW PRO HDR 16P VERT LG LAT BLUE



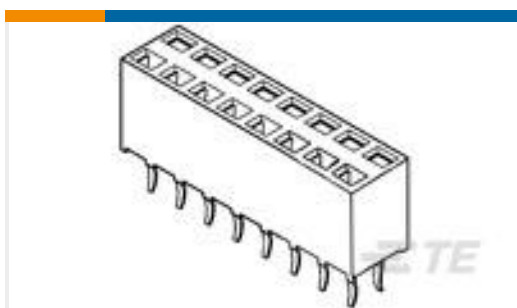
TE Part #826925-5
5P MOD2 STIFT LEI



TE Part #826634-5
05P MODU 2 PIN HDR.



TE Part #9236-BCE-T-600-002
600PA DIFF. DIGITAL PRESSURE SENSOR



TE Part #215308-8
2X 8P HV100 REC CON. TE, 7.0MM, TIN

Documents

Product Drawings

[1MM FPC HORZ.BOTTOM CONT.ASSY 27P](#)

English

CAD Files

Customer View Model

[ENG_CVM_CVM_2-84952-7_A.2d_dxf.zip](#)

English

[3D PDF](#)



3D

Customer View Model

[ENG_CVM_CVM_2-84952-7_A.3d_igs.zip](#)

English

Customer View Model

[ENG_CVM_CVM_2-84952-7_A.3d_stp.zip](#)

English

By downloading the CAD file I accept and agree to the [Terms and Conditions](#) of use.

Datasheets & Catalog Pages

[1-1773959-6-flexible-printed-circuit-con](#)

English

[1-1773959-7-FPC-Connectors-CN](#)

FPC Connector Family

English

[5-1773461-0_Standard_FPC_Connector_Quick_Reference_Guide](#)

English

Product Specifications

[Product Specification](#)

English

Agency Approvals

[UL Report](#)

English