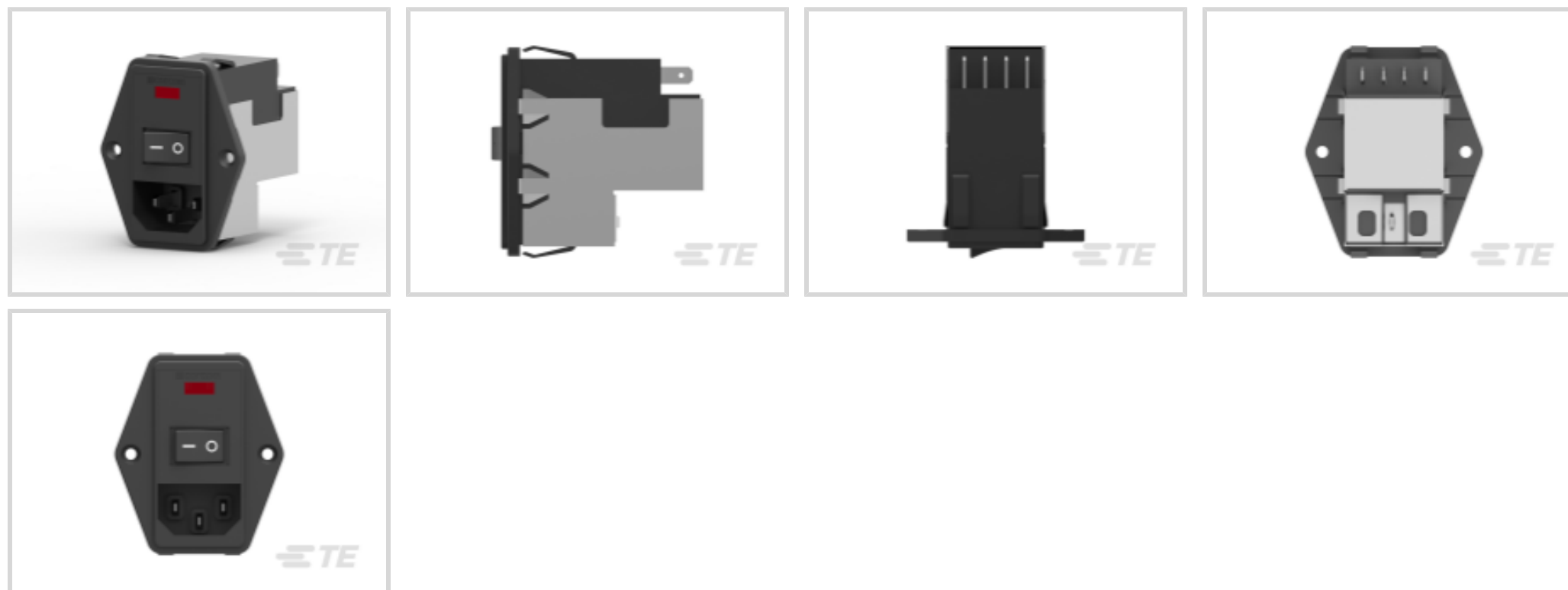




EMI & EMC Solutions > EMI Filters > Multi-Function Inlet Filters > CORCOM P SERIES MULTI-FUNCTION INLET FIL



Filter Type: **Power Entry (Filtered/Unfiltered)**

Input Voltage Selection: **Single AC**

Filter Switch Type: **DPST**

Filter Shield Type: **Filter Shield**

Product Orientation: **Vertical**

[All CORCOM P SERIES MULTI-FUNCTION INLET FIL \(300\)](#)

## Features

### Product Type Features

Ground Choke Option	No
Level Of Filtering	Inductor & Capacitor
Filter Type	Power Entry (Filtered/Unfiltered)
Filter Switch Type	DPST
Output Termination Type	.187" FASTON
Filtering Requirements	Filtered
Filter Connector Type	IEC 60320-1 C-14

### Configuration Features

Extender Options	None
Fuse Options	Dual

### Electrical Characteristics

Input Voltage Selection	Single AC
-------------------------	-----------



Leakage Current (Max) (120VAC, 60Hz)	2 $\mu$ A
Leakage Current (Max) (250VAC, 50Hz)	5 $\mu$ A
Current Rating	10 A
Operating Voltage	115 VAC, 230 VAC

### Body Features

Filter Shield Type	Filter Shield
Product Orientation	Vertical

### Mechanical Attachment

Panel Mount Feature Type	Flanged
--------------------------	---------

### Dimensions

Panel Thickness (Recommended)	.79 – 2 mm [.031 – .079 in]
-------------------------------	-----------------------------

### Usage Conditions

Operating Temperature Range	-10 – 40 °C
-----------------------------	-------------

## Product Compliance

[For compliance documentation, visit the product page on TE.com>](#)

EU RoHS Directive 2011/65/EU	Compliant
EU ELV Directive 2000/53/EC	Compliant
China RoHS 2 Directive MIIT Order No 32, 2016	No Restricted Materials Above Threshold
EU REACH Regulation (EC) No. 1907/2006	Current ECHA Candidate List: JUNE 2023 (235) Candidate List Declared Against: JUNE 2023 (235) Does not contain REACH SVHC
Halogen Content	Not Low Halogen - contains Br or Cl > 900 ppm.
Solder Process Capability	Not applicable for solder process capability

#### Product Compliance Disclaimer

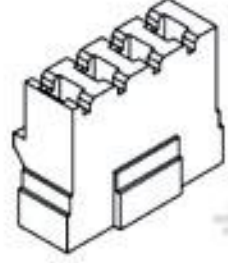
This information is provided based on reasonable inquiry of our suppliers and represents our current actual knowledge based on the information they provided. This information is subject to change. The part numbers that TE has identified as EU RoHS compliant have a maximum concentration of 0.1% by weight in homogenous materials for lead, hexavalent chromium, mercury, PBB, PBDE, DBP, BBP, DEHP, DIBP, and 0.01% for cadmium, or qualify for an exemption to these limits as defined in the Annexes of Directive 2011/65/EU (RoHS2). Finished electrical and electronic equipment products will be CE marked as required by Directive 2011/65/EU. Components may not be CE marked. Additionally, the part numbers that TE has identified as EU ELV compliant have a maximum concentration of 0.1% by weight in homogenous materials for lead, hexavalent chromium, and mercury, and 0.01% for cadmium, or qualify for an exemption to these limits as defined in the Annexes of Directive 2000/53/EC (ELV). Regarding the REACH Regulation, the information TE provides

on SVHC in articles for this part number is based on the latest European Chemicals Agency (ECHA) 'Guidance on requirements for substances in articles' posted at this URL: <https://echa.europa.eu/guidance-documents/guidance-on-reach>

## Compatible Parts



TE Part # 1609146-1  
PA101 CONNECTOR PLU=F6998



TE Part # 1609146-2  
PA102 CONNECTOR PIN=F6999




TE Part # 1609140-1  
PA100=F6800



TE Part # 1609140-3  
PA105 J0=F6806

## Also in the Series | Corcom P



EMI & EMC Accessories(4)



Multi-Function Inlet Filters(368)

## Customers Also Bought



TE Part #2-6609104-9  
CORCOM P SERIES MULTI-FUNCTION INLET FIL



TE Part #0662-207-1282  
CONT SOC ASSY



TE Part #1676480-2  
CRG0402 1% 100R



TE Part #6-1676480-9  
CRG0402 1% 4K7



TE Part #2313391-1  
ASSEMBLY, HYBRID NanoRF/MT BP MODULE



TE Part #2355443-1  
RJ45 CAT5e PANEL MOUNT SOCKET



TE Part #2357971-1  
ASSY, NanoRF BP module, V67, Combo

## Documents

Product Drawings



[PE0S0DSXA=C1291](#)

English

**CAD Files**

Customer View Model

[ENG\\_CVM\\_CVM\\_2-6609104-5\\_O.3d\\_igs.zip](#)

English

Customer View Model

[ENG\\_CVM\\_CVM\\_2-6609104-5\\_O.3d\\_stp.zip](#)

English

Customer View Model

[ENG\\_CVM\\_CVM\\_2-6609104-5\\_O.2d\\_dxf.zip](#)

English

**3D PDF**

3D

Customer View Model

[ENG\\_CVM\\_2-6609104-5\\_A.3d\\_igs.zip](#)

English

Customer View Model

[ENG\\_CVM\\_2-6609104-5\\_A.3d\\_stp.zip](#)

English

Customer View Model

[ENG\\_CVM\\_2-6609104-5\\_A.2d\\_dxf.zip](#)

English

**3D PDF**

English

By downloading the CAD file I accept and agree to the [Terms and Conditions](#) of use.

**Datasheets & Catalog Pages**

[1654001\\_CORCOM\\_PRODUCT\\_GUIDE](#)

English

[Corcom Combined Selector Charts](#)

English

[1-1654250-1\\_CORCOM\\_EMI\\_RFI\\_QRG](#)

English