

2-647127-3 ✓ ACTIVE

MTA 156

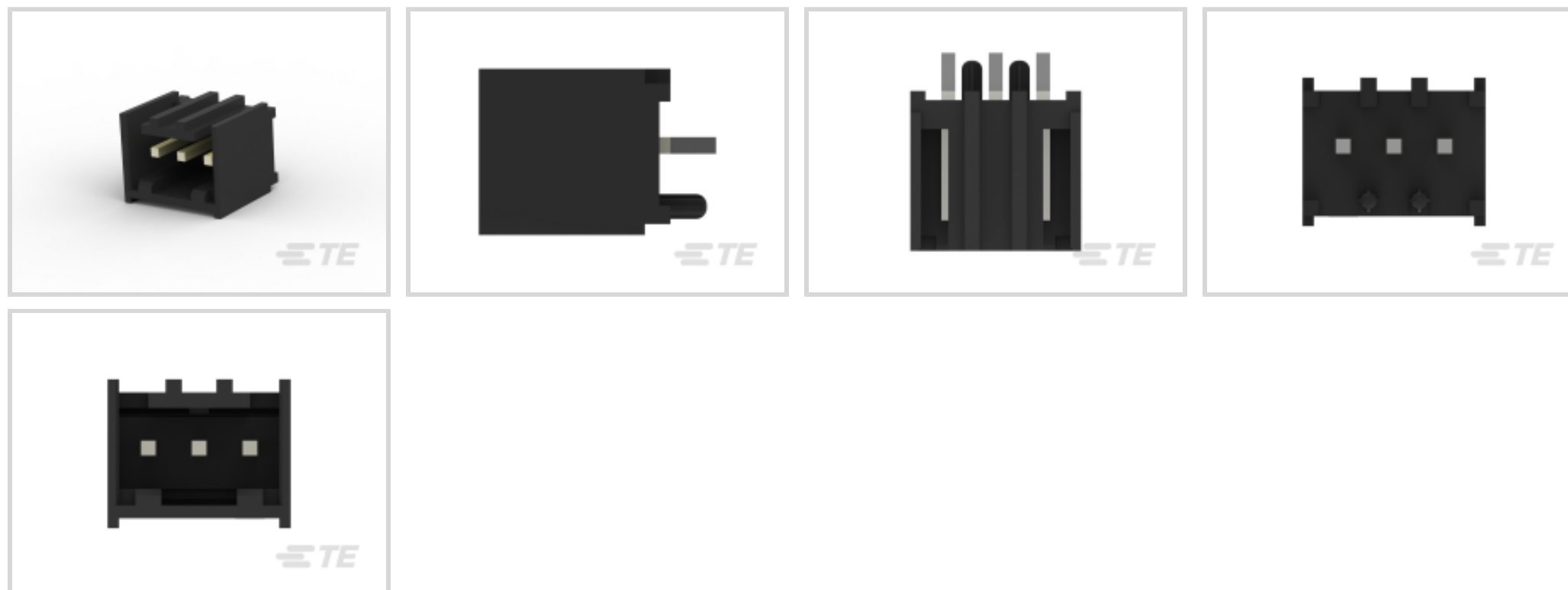
TE Internal #: 2-647127-3

Rectangular Power Connectors, Header, Plug, Wire-to-Board, 3 Position, 3.96 mm [.156 in] Centerline, Printed Circuit Board, UL 94V-0, MTA 156

[View on TE.com >](#)



Connectors > Power Connectors > Rectangular Power > Rectangular Power Connectors



Rectangular Power Connector Type: **Header**

Connector & Housing Type: **Plug**

Connector System: **Wire-to-Board**

Number of Positions: **3**

Centerline (Pitch): **3.96 mm [.156 in]**

Features

Product Type Features

Header Type	Fully Shrouded
Rectangular Power Connector Type	Header
Connector & Housing Type	Plug
Connector System	Wire-to-Board
Sealable	No
Connector & Contact Terminates To	Printed Circuit Board

Configuration Features

Number of Positions	3
PCB Mount Orientation	Vertical
Number of Power Positions	3
Number of Signal Positions	0
Number of Rows	1

Electrical Characteristics

Operating Voltage	600 VAC
-------------------	---------



Body Features

Connector Profile	Standard
-------------------	----------

Contact Features

Mating Post Length	7.62 mm[.3 in]
PCB Contact Termination Area Plating Material Thickness	1 μ m[39.37 μ in]
Contact Layout	Inline
Contact Underplating Material Thickness	1.27 μ m[50 μ in]
Contact Mating Area Plating Material	Tin
Contact Mating Area Plating Material Finish	Matte
Contact Underplating Material	Nickel
Contact Base Material	Copper Alloy
Contact Current Rating (Max)	7 A
Contact Retention Within Housing	Without
Contact Type	Pin
PCB Contact Termination Area Plating Material	Tin
Contact Mating Area Plating Material Thickness	3.81 – 8.89 μ m[150 – 350 μ in]

Termination Features

Termination Post & Tail Length	3 mm[.118 in]
Termination Method to Printed Circuit Board	Through Hole - Solder

Mechanical Attachment

PCB Mount Alignment Type	Peg
Strain Relief	Without
Mating Alignment Type	Polarization
Mating Retention	With
Mating Alignment	With
PCB Mount Alignment	With
Panel Mount Feature	Without
PCB Mount Retention	With
PCB Mount Retention Type	Tab
Mating Retention Type	Latch Detent
Connector Mounting Type	Board Mount

Housing Features

--	--



Centerline (Pitch)	3.96 mm[.156 in]
Housing Color	Black
Housing Material	Thermoplastic Polyester - GF

Dimensions

Connector Height	13.34 mm[.525 in]
PCB Thickness (Recommended)	1.57 mm[.062 in]
Product Length	14.27 mm[.562 in]

Usage Conditions

Operating Temperature Range	-55 – 105 °C[-67 – 221 °F]
-----------------------------	----------------------------

Operation/Application

Circuit Application	Power
---------------------	-------

Industry Standards

CSA Rating	Certified, LR 7189
UL Rating	Recognized
Agency/Standard	CSA, UL
Approved Standards	UL E28476
UL Flammability Rating	UL 94V-0
Glow Wire Rating	Standard Part - Not Glow Wire

Packaging Features

Packaging Quantity	1
Packaging Method	Package

Product Compliance

[For compliance documentation, visit the product page on TE.com>](#)

EU RoHS Directive 2011/65/EU	Compliant
EU ELV Directive 2000/53/EC	Compliant
China RoHS 2 Directive MIIT Order No 32, 2016	No Restricted Materials Above Threshold
EU REACH Regulation (EC) No. 1907/2006	Current ECHA Candidate List: JUNE 2023 (235) Candidate List Declared Against: JAN 2021 (211) Does not contain REACH SVHC
Halogen Content	Not Low Halogen - contains Br or Cl > 900 ppm.



Solder Process Capability

Wave solder capable to 240°C

Product Compliance Disclaimer

This information is provided based on reasonable inquiry of our suppliers and represents our current actual knowledge based on the information they provided. This information is subject to change. The part numbers that TE has identified as EU RoHS compliant have a maximum concentration of 0.1% by weight in homogenous materials for lead, hexavalent chromium, mercury, PBB, PBDE, DBP, BBP, DEHP, DIBP, and 0.01% for cadmium, or qualify for an exemption to these limits as defined in the Annexes of Directive 2011/65/EU (RoHS2). Finished electrical and electronic equipment products will be CE marked as required by Directive 2011/65/EU. Components may not be CE marked. Additionally, the part numbers that TE has identified as EU ELV compliant have a maximum concentration of 0.1% by weight in homogenous materials for lead, hexavalent chromium, and mercury, and 0.01% for cadmium, or qualify for an exemption to these limits as defined in the Annexes of Directive 2000/53/EC (ELV). Regarding the REACH Regulation, the information TE provides on SVHC in articles for this part number is based on the latest European Chemicals Agency (ECHA) 'Guidance on requirements for substances in articles' posted at this URL: <https://echa.europa.eu/guidance-documents/guidance-on-reach>

Compatible Parts



TE Part # CAT-103156-WBHSM
Receptacle Housing: Wire-to-Board, with Mating Alignment, SL156



TE Part # 3-640429-3
03P MTA156 CONN ASSY 24AWG WHT



TE Part # 3-640427-3
03P MTA156 CONN ASSY 20AWG YEL



TE Part # 3-640599-3
03P MTA156 CONN ASSY 18AWG ORA



TE Part # 3-643821-3
03P MTA156 CONN ASSY 26AWG LF



TE Part # 3-640426-3
03P MTA156 CONN ASSY 18AWG ORA



TE Part # 3-644465-3
03P MTA156 CONN ASSY 18AWG ORA



TE Part # 3-643817-3
03P MTA156 CONN ASSY 18AWG ORA



TE Part # 3-640600-3
03P MTA156 CONN ASSY 20AWG LF



TE Part # 643071-3
03P MTA156 FD-THRU COVER



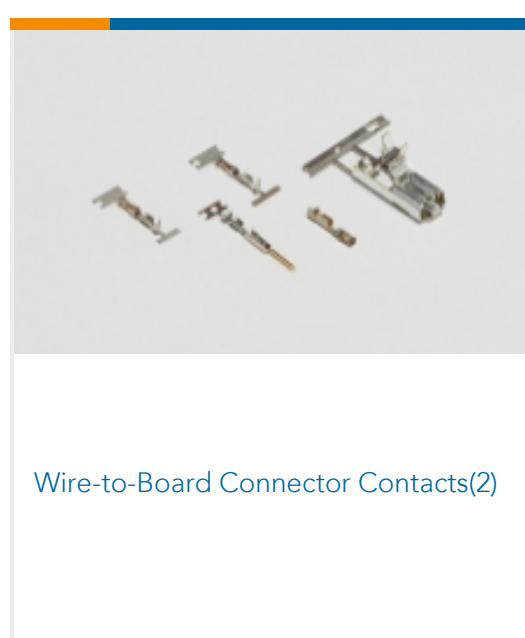

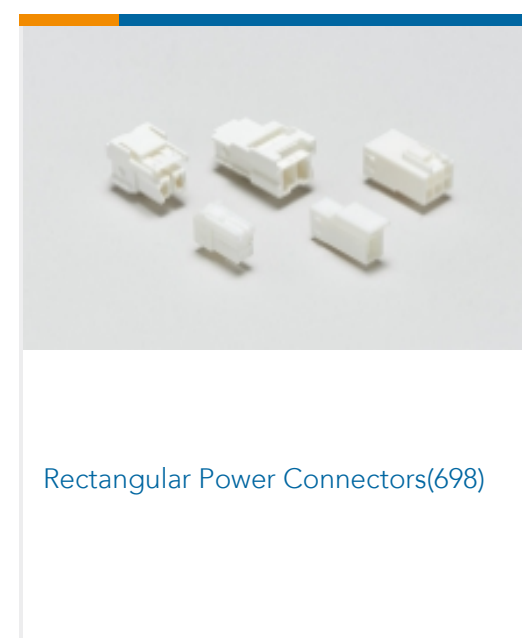

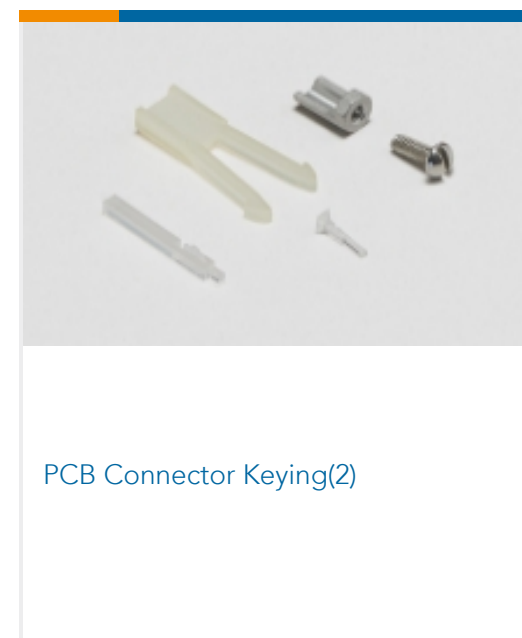
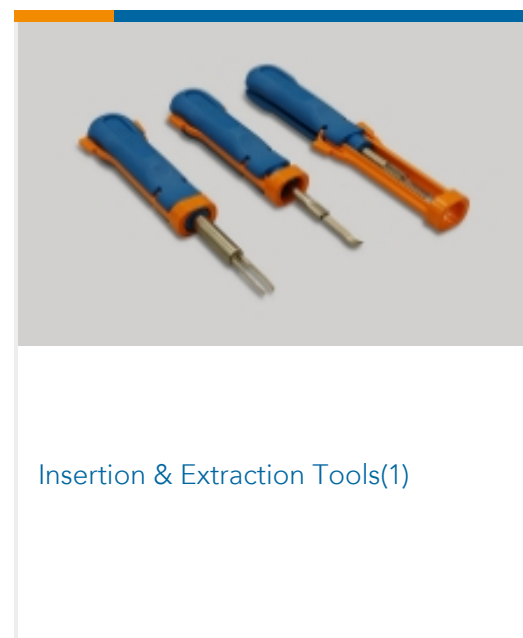
TE Part # 3-640431-3
03P MTA156 CONN ASSY 18AWG ORA



TE Part # 3-640601-3
03P MTA156 CONN ASSY 22AWG LF



Also in the Series | **MTA 156**



Customers Also Bought



TE Part #1-338069-0
MICRO-MATCH SMD FTE



TE Part #1-1415899-6
RZ03-1A4-D012



TE Part #179846-1
AMP POWER D/LOCK T/HDR ASSY 3P



TE Part #1423673-1
W51-A121B1-5=CKTBKR,THERM,
ROCK



TE Part #1879417-8
CPF0603 1M0 0.1% 25PPM 5K RL



TE Part #1622826-2
CRG0402 5% 100K



TE Part #2-2176340-1
CRGCQ 0603 2K2 5%



TE Part #640387-5
05P MTA156 HDR ASSY SQ R/A



TE Part #86BSD030PG-3AIC
PRESS,ISO,BACK-SIDE DIGITAL

Documents

Product Drawings

[03P MTA156 SHRD HDR ASSY LF](#)

English

CAD Files

[3D PDF](#)

3D

Customer View Model

[ENG_CVM_CVM_2-647127-3_C.2d_dxf.zip](#)

English

Customer View Model

[ENG_CVM_CVM_2-647127-3_C.3d_igs.zip](#)

English

Customer View Model

[ENG_CVM_CVM_2-647127-3_C.3d_stp.zip](#)

English

By downloading the CAD file I accept and agree to the [Terms and Conditions](#) of use.

Product Specifications



Product Specification

English

Product Specification

English