

2-643075-0 ✓ ACTIVE

MTA 100

TE Internal #: 2-643075-0

PCB Connector Covers, 20 Position, .1 in [2.54 mm] Centerline,
Nylon, Standard Product Profile, -40 – 85 °C [-40 – 185 °F], MTA 100

[View on TE.com >](#)



Connectors > PCB Connectors > PCB Connector Accessories > PCB Protection & Strain Relief > PCB Connector Covers >

Nylon PCB Connector Covers: 2.54mm, MTA 100



Number of Positions: **20**

Centerline (Pitch): **2.54 mm [.1 in]**

Primary Product Material: **Nylon**

Product Profile: **Standard**

Operating Temperature Range: **-40 – 85 °C [-40 – 185 °F]**

[All Nylon PCB Connector Covers: 2.54mm, MTA 100 \(40\)](#)

Features

Product Type Features

Product Profile	Standard
-----------------	----------

Configuration Features

Number of Positions	20
---------------------	----

Body Features

Primary Product Color	White
Primary Product Material	Nylon

Housing Features

Centerline (Pitch)	2.54 mm[.1 in]
--------------------	----------------

Usage Conditions

Compatible With IDC Installation Type Connector	Closed End
Operating Temperature Range	-40 – 85 °C[-40 – 185 °F]

Industry Standards



UL Flammability Rating	UL 94V-2
------------------------	----------

Product Compliance





[For compliance documentation, visit the product page on TE.com>](#)

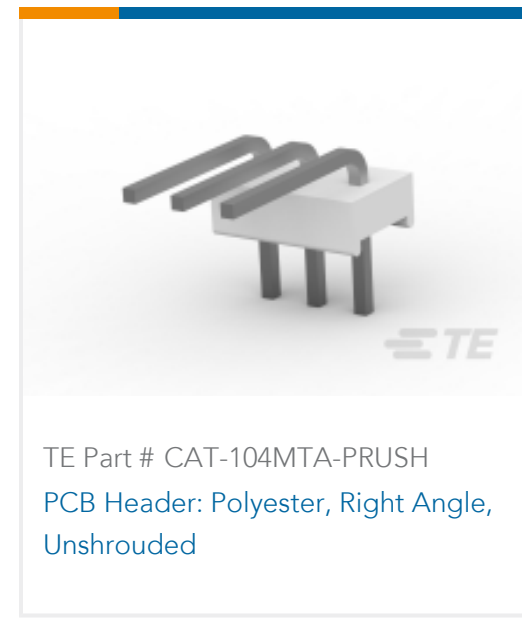
EU RoHS Directive 2011/65/EU	Compliant
EU ELV Directive 2000/53/EC	Compliant
China RoHS 2 Directive MIIT Order No 32, 2016	No Restricted Materials Above Threshold
EU REACH Regulation (EC) No. 1907/2006	Current ECHA Candidate List: JUNE 2023 (235) Candidate List Declared Against: JUNE 2023 (235) Does not contain REACH SVHC
Halogen Content	Low Halogen - Br, Cl, F, I < 900 ppm per homogenous material. Also BFR/CFR/PVC Free
Solder Process Capability	Not applicable for solder process capability

Product Compliance Disclaimer

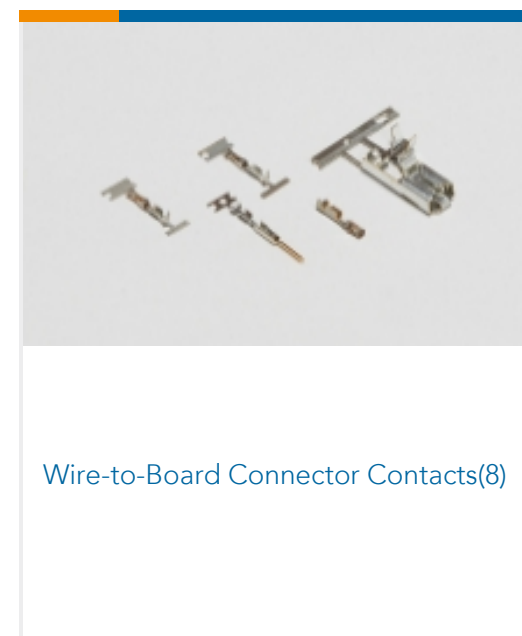
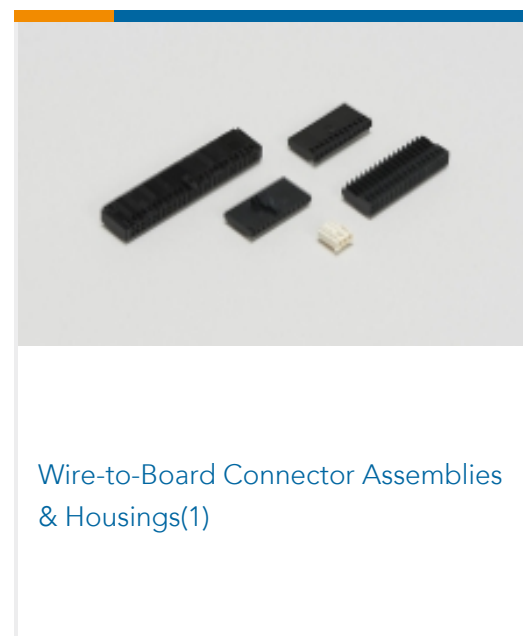

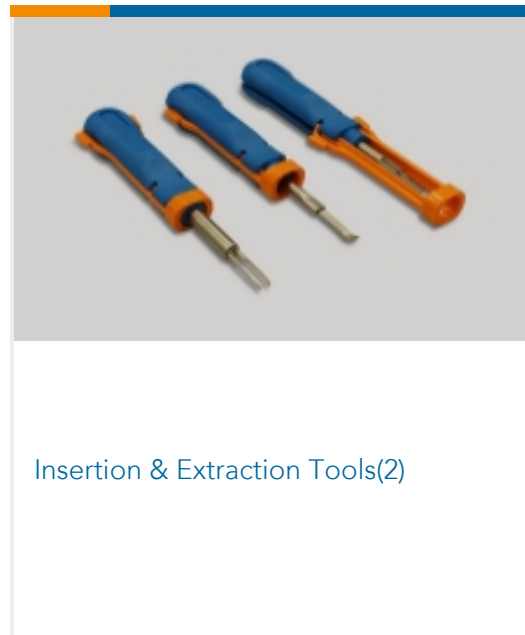
This information is provided based on reasonable inquiry of our suppliers and represents our current actual knowledge based on the information they provided. This information is subject to change. The part numbers that TE has identified as EU RoHS compliant have a maximum concentration of 0.1% by weight in homogenous materials for lead, hexavalent chromium, mercury, PBB, PBDE, DBP, BBP, DEHP, DIBP, and 0.01% for cadmium, or qualify for an exemption to these limits as defined in the Annexes of Directive 2011/65/EU (RoHS2). Finished electrical and electronic equipment products will be CE marked as required by Directive 2011/65/EU. Components may not be CE marked. Additionally, the part numbers that TE has identified as EU ELV compliant have a maximum concentration of 0.1% by weight in homogenous materials for lead, hexavalent chromium, and mercury, and 0.01% for cadmium, or qualify for an exemption to these limits as defined in the Annexes of Directive 2000/53/EC (ELV). Regarding the REACH Regulation, the information TE provides on SVHC in articles for this part number is based on the latest European Chemicals Agency (ECHA) 'Guidance on requirements for substances in articles' posted at this URL: <https://echa.europa.eu/guidance-documents/guidance-on-reach>

Compatible Parts

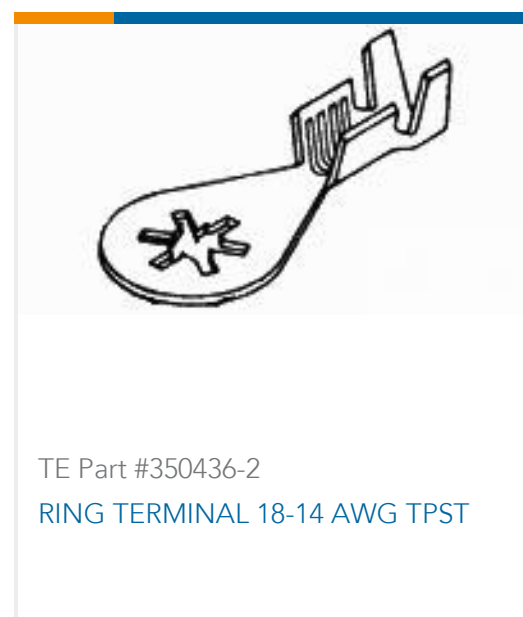
 <p>TE Part # CAT-104MTA-NTPNR MTA Receptacle: Nylon, Tin Plated, 2.54 mm</p>	 <p>TE Part # CAT-104MTA-NTPMR Nylon Tin Plated Receptacle: 2.54 mm, with Mating Alignment, MTA 100</p>	 <p>TE Part # CAT-104MTA-PVUNH PCB Header: Polyester, Vertical, Unshrouded, No Mating Alignment</p>	 <p>TE Part # CAT-104MTA-NYLCC Nylon PCB Connector Covers: 2.54 mm, MTA 100</p>
--	--	--	--



Also in the Series | MTA 100



Customers Also Bought





Documents

Product Drawings

[20P MTA100 MOLDED COVER](#)

English

CAD Files

[3D PDF](#)

3D

Customer View Model

[ENG_CVM_CVM_2-643075-0_N.2d_dxf.zip](#)

English

Customer View Model

[ENG_CVM_CVM_2-643075-0_N.3d_igs.zip](#)

English

Customer View Model

[ENG_CVM_CVM_2-643075-0_N.3d_stp.zip](#)

English

Customer View Model

[ENG_CVM_2-643075-0_G.3d_igs.zip](#)

English

Customer View Model

[ENG_CVM_2-643075-0_G.3d_stp.zip](#)

English

Customer View Model

[ENG_CVM_2-643075-0_G.2d_dxf.zip](#)

English

[3D PDF](#)

English

By downloading the CAD file I accept and agree to the [Terms and Conditions](#) of use.

Product Specifications

[Product Specification](#)

English

Product Environmental Compliance

[Product Compliance Document](#)

English



Product Compliance Document

English

Instruction Sheets

Instruction Sheet (U.S.)

English