

2-640550-0 ✓ ACTIVE

MTA 100

TE Internal #: 2-640550-0

Strain Relief Cover, Natural, Polyester, 20 Position, MTA 100

[View on TE.com >](#)



Connectors > Connector Accessories > Connector Caps & Covers > Polyester PCB Connector Covers: 2.54mm, MTA 100



Connector Cover Type: **Strain Relief Cover**

Primary Product Color: **Natural**

Primary Product Material: **Polyester**

Number of Positions: **20**

Operating Temperature (Max): **85 °C [185 °F]**

[All Polyester PCB Connector Covers: 2.54mm, MTA 100 \(29\)](#)

Features

Product Type Features

Product Profile	Standard
Connector Cover Type	Strain Relief Cover

Configuration Features

Number of Positions	20
---------------------	----

Body Features

Primary Product Color	Natural
Primary Product Material	Polyester

Mechanical Attachment

Strain Relief	With
---------------	------

Housing Features

Centerline (Pitch)	2.54 mm [.1 in]
--------------------	-----------------

Usage Conditions

Compatible With IDC Installation Type Connector	Closed End
---	------------

Operating Temperature (Max)	85 °C[185 °F]
Operating Temperature Range	-40 – 85 °C[-40 – 185 °F]

Industry Standards

UL Flammability Rating	UL 94V-0
------------------------	----------

Product Compliance





[For compliance documentation, visit the product page on TE.com>](#)

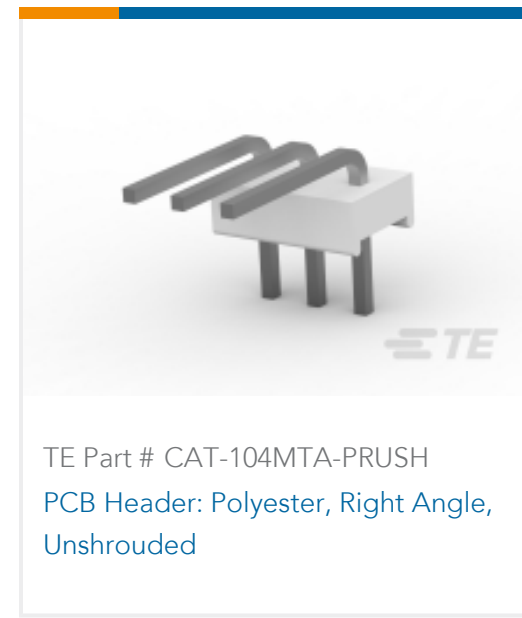
EU RoHS Directive 2011/65/EU	Compliant
EU ELV Directive 2000/53/EC	Compliant
China RoHS 2 Directive MIIT Order No 32, 2016	No Restricted Materials Above Threshold
EU REACH Regulation (EC) No. 1907/2006	Current ECHA Candidate List: JUNE 2023 (235) Candidate List Declared Against: JUNE 2023 (235) Does not contain REACH SVHC
Halogen Content	Not Low Halogen - contains Br or Cl > 900 ppm.
Solder Process Capability	Not applicable for solder process capability

Product Compliance Disclaimer

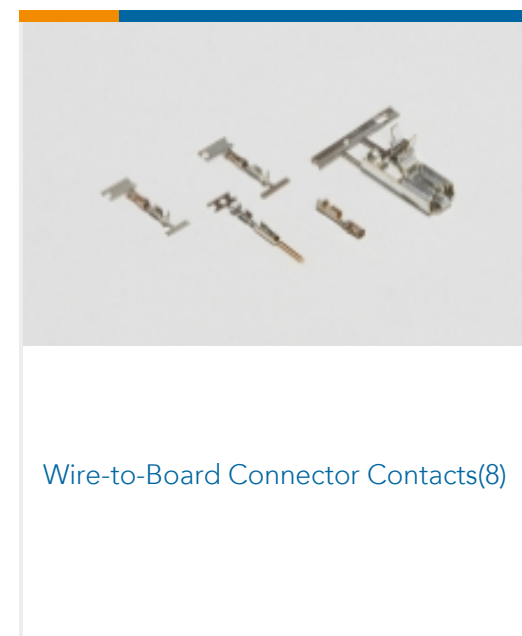
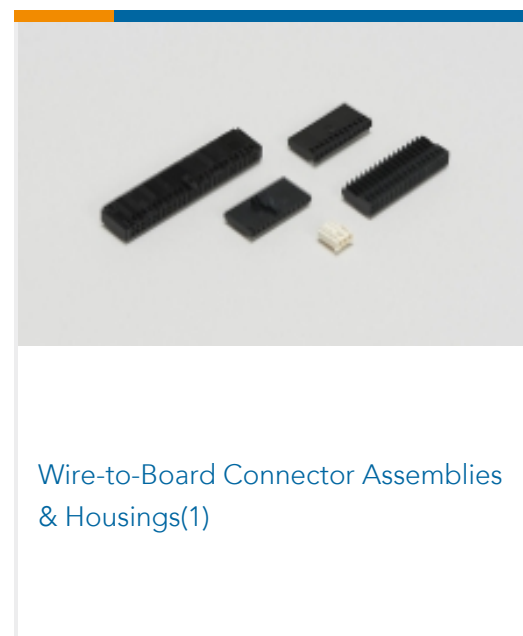

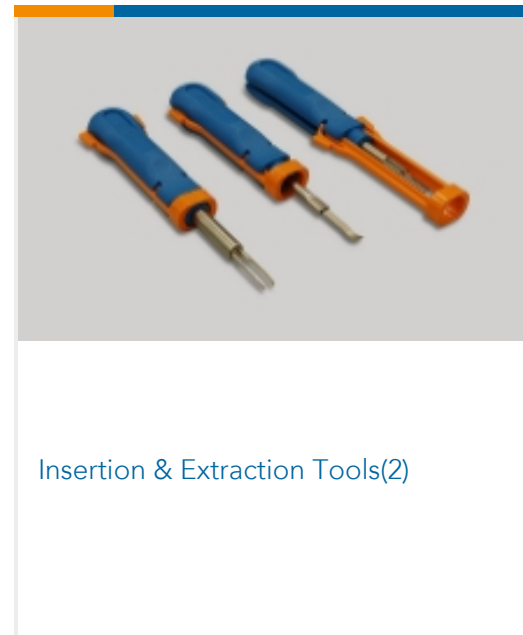

This information is provided based on reasonable inquiry of our suppliers and represents our current actual knowledge based on the information they provided. This information is subject to change. The part numbers that TE has identified as EU RoHS compliant have a maximum concentration of 0.1% by weight in homogenous materials for lead, hexavalent chromium, mercury, PBB, PBDE, DBP, BBP, DEHP, DIBP, and 0.01% for cadmium, or qualify for an exemption to these limits as defined in the Annexes of Directive 2011/65/EU (RoHS2). Finished electrical and electronic equipment products will be CE marked as required by Directive 2011/65/EU. Components may not be CE marked. Additionally, the part numbers that TE has identified as EU ELV compliant have a maximum concentration of 0.1% by weight in homogenous materials for lead, hexavalent chromium, and mercury, and 0.01% for cadmium, or qualify for an exemption to these limits as defined in the Annexes of Directive 2000/53/EC (ELV). Regarding the REACH Regulation, the information TE provides on SVHC in articles for this part number is based on the latest European Chemicals Agency (ECHA) 'Guidance on requirements for substances in articles' posted at this URL: <https://echa.europa.eu/guidance-documents/guidance-on-reach>

Compatible Parts

 <p>TE Part # CAT-104MTA-NTPNR MTA Receptacle: Nylon, Tin Plated, 2.54 mm</p>	 <p>TE Part # CAT-104MTA-NTPMR Nylon Tin Plated Receptacle: 2.54 mm, with Mating Alignment, MTA 100</p>	 <p>TE Part # CAT-104MTA-PLSCC Polyester PCB Connector Covers: 2.54 mm, MTA 100</p>	 <p>TE Part # CAT-104MTA-PVUNH PCB Header: Polyester, Vertical, Unshrouded, No Mating Alignment</p>
--	---	--	--



Also in the Series | MTA 100



Customers Also Bought





Documents

Product Drawings

[20P MTA100 COVER](#)

English

CAD Files

Customer View Model

[ENG_CVM_2-640550-0_L.3d_igs.zip](#)

English

Customer View Model

[ENG_CVM_2-640550-0_L.3d_stp.zip](#)

English

Customer View Model

[ENG_CVM_2-640550-0_L.2d_dxf.zip](#)

English

[3D PDF](#)

English

[3D PDF](#)

3D

Customer View Model

[ENG_CVM_CVM_2-640550-0_G.2d_dxf.zip](#)

English

Customer View Model

[ENG_CVM_CVM_2-640550-0_G.3d_igs.zip](#)

English

Customer View Model

[ENG_CVM_CVM_2-640550-0_G.3d_stp.zip](#)

English

By downloading the CAD file I accept and agree to the [Terms and Conditions](#) of use.

Product Specifications

[Application Specification](#)

English