

2-353293-0 ✓ ACTIVE

## AMP Mini CT


TE Internal #: 2-353293-0

Connector Assembly, Receptacle, Wire-to-Board, 20 Position, .06 in [1.5 mm] Centerline, Insulation Displacement (IDC), 1 Row, Natural, AMP Mini CT

[View on TE.com >](#)



Connectors > PCB Connectors > Wire-to-Board Connectors > Wire-to-Board Connector Assemblies & Housings



Connector Product Type: **Connector Assembly**

Connector & Housing Type: **Receptacle**

Connector System: **Wire-to-Board**

Number of Positions: **20**

Centerline (Pitch): **1.5 mm [ .06 in ]**

### Features

#### Product Type Features

Connector Product Type	Connector Assembly
Connector & Housing Type	Receptacle
Connector System	Wire-to-Board
Sealable	No
Connector & Contact Terminates To	Wire & Cable

#### Configuration Features

Number of Positions	20
Number of Rows	1

#### Body Features

Primary Product Color	Natural
-----------------------	---------

#### Contact Features

Contact Current Rating (Max)	2 A
------------------------------	-----

#### Termination Features

--	--



Termination Method to Wire &amp; Cable

Insulation Displacement (IDC)

### Mechanical Attachment

Mating Retention Type

Lock

Mating Retention

With

Connector Mounting Type

Cable Mount (Free-Hanging)

### Housing Features

Centerline (Pitch)

1.5 mm[.06 in]

### Usage Conditions

Operating Temperature Range

-30 – 105 °C[-22 – 221 °F]

### Operation/Application

Circuit Application

Power &amp; Signal

## Product Compliance

For compliance documentation, visit the product page on [TE.com](https://www.te.com)>

EU RoHS Directive 2011/65/EU

Compliant

EU ELV Directive 2000/53/EC

Compliant

China RoHS 2 Directive MIIT Order No 32, 2016

No Restricted Materials Above Threshold

EU REACH Regulation (EC) No. 1907/2006

Current ECHA Candidate List: JUNE 2023 (235)  
Candidate List Declared Against: JUNE 2023 (235)  
Does not contain REACH SVHC

Halogen Content

Not Low Halogen - contains Br or Cl &gt; 900 ppm.

Solder Process Capability

Not applicable for solder process capability

#### Product Compliance Disclaimer

This information is provided based on reasonable inquiry of our suppliers and represents our current actual knowledge based on the information they provided. This information is subject to change. The part numbers that TE has identified as EU RoHS compliant have a maximum concentration of 0.1% by weight in homogenous materials for lead, hexavalent chromium, mercury, PBB, PBDE, DBP, BBP, DEHP, DIBP, and 0.01% for cadmium, or qualify for an exemption to these limits as defined in the Annexes of Directive 2011/65/EU (RoHS2). Finished electrical and electronic equipment products will be CE marked as required by Directive 2011/65/EU. Components may not be CE marked. Additionally, the part numbers that TE has identified as EU ELV compliant have a maximum concentration of 0.1% by weight in homogenous materials for lead, hexavalent chromium, and mercury, and 0.01% for cadmium, or qualify for an exemption to these limits as defined in the Annexes of Directive 2000/53/EC (ELV). Regarding the REACH Regulation, the information TE provides on SVHC in articles for this part number is based on the latest European Chemicals Agency (ECHA) 'Guidance on requirements for substances in articles' posted at this URL: <https://echa.europa.eu/guidance-documents/guidance-on-reach>


## Compatible Parts



TE Part # 2-292227-0  
1.5 MINI CT SGL H SMT W BOSS 2



TE Part # 2-292230-0  
1.5 MINI CT SGL V SMT W/BOSS 2




TE Part # 4-353294-0  
AMP MINI D/R HDR HSG 40P NATU



TE Part # 4-292229-0  
1.5 MINI CT D/R SMT 40P V ONTA



TE Part # 2-292207-0  
MINI CT SGL DIP V 20P NAT



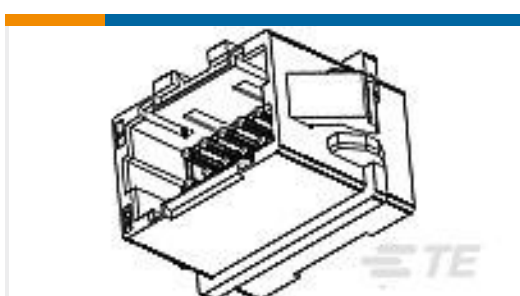
TE Part # CAT-AM7053-H342  
MINI COMMON TERMINATION HEADERS



TE Part # 2-292215-0  
MINI CT SGL RELAY 20P NAT



TE Part # 4-292208-0  
MINI CT D/R DIP 40P V NAT



TE Part # 4-292216-0  
MINI CT D/R RELAY 40P V NAT




TE Part # 2-292231-0  
1.5 MINI CT SGL V SMT W/O BOSS




TE Part # 2-292232-0  
1.5 MINI CT SGL V SMT W/BOS,PO



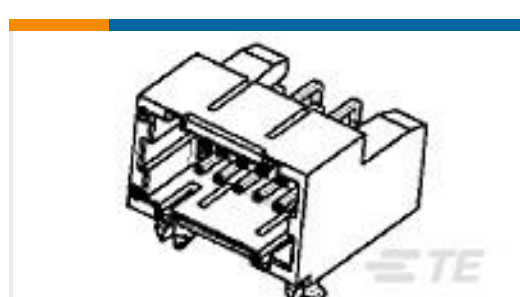
TE Part # 2-292272-0  
S/R POST HDR ASSY V DIP AU-PL. 20P GRAY



TE Part # 2-292371-0  
SINGLE ROW POST HEADER ASS'Y SMT TYPE W/




TE Part # 2-292372-0  
SINGLE ROW POST HEADER ASS'Y SMT TYPE W/



TE Part # 4-292262-0  
DBL ROW (H) DIP TYPE WITH BOAR



TE Part # 7-292207-0  
MINI CT SGL DIP V 20P BLUE




TE Part # 7-292215-0  
MINI CT SGL RELAY 20P BLUE



TE Part # 9-292208-0  
MINI CT D/R DIP 40P V BLUE



TE Part # 9-292229-0  
1.5 MINI CT D/R SMT 40P V ONTA



TE Part # 2-2308397-0  
1.5 MINI CT SGL V SMT W/BOSS 20

Also in the Series | **AMP Mini CT**



PCB Connector Mounting(10)



PCB Headers & Receptacles(332)



Wire-to-Board Connector Assemblies & Housings(172)



Wire-to-Board Connector Contacts(4)


## Customers Also Bought



TE Part #173977-7  
CT CONN MT REC ASSY 7P



TE Part #3-1478763-7  
METAL BACKSHELL 37 WAY 45 DE




TE Part #1-292215-8  
MINI CT SGL RELAY 18P NAT




TE Part #1-353293-8  
MINI CT MT REC ASSY 18P GRAY



TE Part #353293-6  
MINI CT MT REC ASSY 6P GRAY



TE Part #292215-3  
MINI CT SGL RELAY 3P NAT



TE Part #292215-9  
MINI CT SGL RELAY 9P NAT



TE Part #353293-7  
MINI CT MT REC ASSY 7P GRAY



TE Part #353293-5  
MINI CT MT REC ASSY 5P GRAY



TE Part #3-353293-5  
1.5MM CT MT REC ASSY 15P BLACK

## Documents

### CAD Files

Customer View Model

[ENG\\_CVM\\_CVM\\_2-353293-0\\_K.2d\\_dxf.zip](#)

English

### 3D PDF

3D

Customer View Model

[ENG\\_CVM\\_CVM\\_2-353293-0\\_K.3d\\_igs.zip](#)



English

**Customer View Model**

[ENG\\_CVM\\_CVM\\_2-353293-0\\_K.3d\\_stp.zip](#)

English

By downloading the CAD file I accept and agree to the [Terms and Conditions](#) of use.

---

**Product Specifications**

**Product Specification**

Japanese

[AMP MINI CCOMMON TERMINATION \(CT\), CONNECTOR, 1.5mm PITCH, M/T TYPE, LEAD FREE VERSION](#)

Japanese

**Product Specification**

English

---

**Product Environmental Compliance**

[MD\\_2-353293-0\\_111620152318\\_dmtec](#)

English

[MD\\_2-353293-0\\_111620152318\\_dmtec](#)

English

---

**Instruction Sheets**

[AIR MINI PRESS FOR AMP MINI CT CONNECTOR](#)

Japanese

[Instruction Sheet \(non U.S.\)](#)

Japanese

[Instruction Sheet for Mini CT DC Drawer Connector SF Type](#)

Japanese

[Instruction Sheet \(non U.S.\)](#)

English

[1.5mm Pitch Mini CT DC Drawer Connector SF Type](#)

Japanese

[Instruction Sheet \(non U.S.\)](#)

Japanese

[1.5mm Pitch Mini CT Hybrid Drawer Connector SF Type](#)

Japanese

[Instruction Sheet \(non U.S.\)](#)

Japanese

[1.5mm Pitch Mini CT Hybrid Drawer Connector Slim Type](#)

Japanese

[Instruction Sheet \(non U.S.\)](#)

Japanese

---

**Agency Approvals**

**UL**

2-353293-0

Connector Assembly, Receptacle, Wire-to-Board, 20 Position, .06 in [1.5 mm]  
Centerline, Insulation Displacement (IDC), 1 Row, Natural, AMP Mini CT



English