



PLASTI-GRIP

TE Internal #: 2-34145-1

Closed Ring Tongue Terminal, 22 AWG, M4 / #8 Stud Size, 4.34 mm [.171 in] Stud Diameter, Closed Barrel, Straight, Tin, PLASTI-GRIP

[View on TE.com >](#)

Terminals & Splices > Ring Terminals



Ring Terminal Product Type: Closed Ring Tongue Terminal

Wire Size: 509 – 3260 CMA

Stud Size: #8, M4

Features

Product Type Features

|  |                             |
|--|-----------------------------|
| Ring Terminal Product Type             | Closed Ring Tongue Terminal |
| Stud Size                              | #8, M4                      |
| Sealable                               | No                          |
| Wire Insulation Support Retention Type | Insulation Support          |

Configuration Features

|                 |   |
|-----------------|---|
| Number of Holes | 1 |
|-----------------|---|

Electrical Characteristics

|                |       |
|----------------|-------|
| Voltage Rating | 600 V |
|----------------|-------|

Body Features

|                         |        |
|-------------------------|--------|
| Product Weight          | .888 g |
| Insulation Sleeve Color | Red    |
| Stripe Color            | Red    |

Contact Features

|                           |          |
|---------------------------|----------|
| Barrel Type               | Closed   |
| Terminal Orientation      | Straight |
| Terminal Plating Material | Tin      |



### Mechanical Attachment

|                         |      |
|-------------------------|------|
| Wire Insulation Support | With |
|-------------------------|------|

### Dimensions

|                                      |                                |
|--------------------------------------|--------------------------------|
| Wire Size                            | 509 – 3260 CMA                 |
| Stud Diameter                        | 4.34 mm [.171 in]              |
| Tongue Thickness                     | .79 mm [.031 in]               |
| Product Length                       | 20.55 mm [.809 in]             |
| Compatible Insulation Diameter (Max) | 3.56 mm [.14 in]               |
| Compatible Insulation Diameter Range | 2.67 – 3.56 mm [.105 – .14 in] |

### Usage Conditions

|                             |                     |
|-----------------------------|---------------------|
| Insulation Option           | Partially Insulated |
| Operating Temperature Range | 105 °C [221 °F]     |

### Operation/Application

|                                       |        |
|---------------------------------------|--------|
| Compatible With Wire Base Material    | Copper |
| Compatible With Wire Plating Material | Tin    |

### Industry Standards

|                               |    |
|-------------------------------|----|
| Government Qualified Terminal | No |
|-------------------------------|----|

### Packaging Features

|                    |              |
|--------------------|--------------|
| Packaging Quantity | 5000         |
| Packaging Method   | Tape Mounted |

### Product Compliance

[For compliance documentation, visit the product page on TE.com>](#)

|   |   |
|---|---|
| EU RoHS Directive 2011/65/EU                  | Compliant   |
| EU ELV Directive 2000/53/EC                   | Compliant   |
| China RoHS 2 Directive MIIT Order No 32, 2016 | No Restricted Materials Above Threshold   |
| EU REACH Regulation (EC) No. 1907/2006        | Current ECHA Candidate List: JUNE 2023 (235)<br>Candidate List Declared Against: JUNE 2023 (235)<br>Does not contain REACH SVHC |
| Halogen Content                               | Not Low Halogen - contains Br or Cl > 900 ppm.  |
| Solder Process Capability                     | Not applicable for solder process capability  |

Product Compliance Disclaimer

This information is provided based on reasonable inquiry of our suppliers and represents our current actual knowledge based on the information they provided. This information is subject to change. The part numbers that TE has identified as EU RoHS compliant have a maximum concentration of 0.1% by weight in homogenous materials for lead, hexavalent chromium, mercury, PBB, PBDE, DBP, BBP, DEHP, DIBP, and 0.01% for cadmium, or qualify for an exemption to these limits as defined in the Annexes of Directive 2011/65/EU (RoHS2). Finished electrical and electronic equipment products will be CE marked as required by Directive 2011/65/EU. Components may not be CE marked. Additionally, the part numbers that TE has identified as EU ELV compliant have a maximum concentration of 0.1% by weight in homogenous materials for lead, hexavalent chromium, and mercury, and 0.01% for cadmium, or qualify for an exemption to these limits as defined in the Annexes of Directive 2000/53/EC (ELV). Regarding the REACH Regulation, the information TE provides on SVHC in articles for this part number is based on the latest European Chemicals Agency (ECHA) 'Guidance on requirements for substances in articles' posted at this URL: <https://echa.europa.eu/guidance-documents/guidance-on-reach>

### Compatible Parts



REPRESENTATION ONLY

TE Part # 47386  
DAHT PG PIDG 26-16 ASSY



TE Part # 58423-1  
DIE, RBY IS9252



TE Part # 58433-3  
PRO CR ASSY, RBY IS9252




TE Part # 1SET191001R0000  
CRIMP-HT



TE Part # 169404  
CERTI-LOK DIE


### Also in the Series | PLASTI-GRIP




Compression Connectors(3)



Crimp Wire Pins, Tabs & Ferrules(25)



Ring Terminals(333)



Spade Terminals(195)



Splices(50)

### Customers Also Bought




TE Part #2-320619-1  
PIDG Ring Tongue Terminals



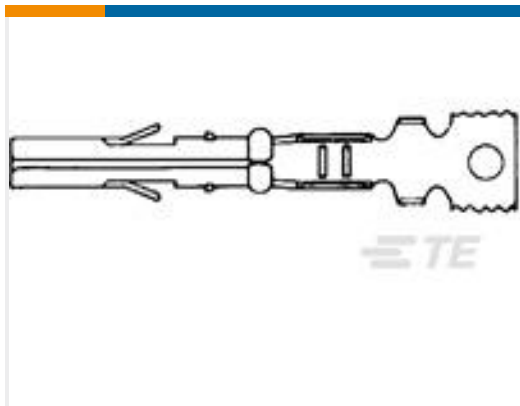
TE Part #926869-3  
UNIV-MNL SOCKET 1



TE Part #CN9932-000  
SBP200143WE2.5



TE Part #344113-1  
WIRE TO BOARD RECP T CONT.



TE Part #641294-2  
MR RECP T 26-18 AUNI/AUPHBZ



TE Part #6828130-1  
CO KIT, LC, SM, DUP TIGHT



TE Part #5070024041  
RNF-100-1/16-CL-SP

### Documents

#### Product Drawings

[PG R 22-16 COMM 22-18 MIL 8](#)

English

#### CAD Files

Customer View Model

[ENG\\_CVM\\_CVM\\_2-34145-1\\_S.2d\\_dxf.zip](#)

English

3D PDF

3D

Customer View Model

[ENG\\_CVM\\_CVM\\_2-34145-1\\_S.3d\\_igs.zip](#)

English

Customer View Model

[ENG\\_CVM\\_CVM\\_2-34145-1\\_S.3d\\_stp.zip](#)

English

By downloading the CAD file I accept and agree to the [Terms and Conditions](#) of use.



---

**Product Specifications**

**Application Specification**

English

---

**Product Environmental Compliance**

**MD\_2-34145-1\_11162015028\_dmtec**

English

**MD\_2-34145-1\_11162015028\_dmtec**

English

---

**Agency Approvals**

**UL Report**

English