



PIDG

TE Internal #: 2-323975-3

Splices, Butt Splice, 24 – 20 AWG Wire Size, .2 – .6 mm² Wire Size, Serrated, .32 – 1.29 kcmil Wire Size, 320 – 1290 CMA Wire Size, Copper, PIDG

[View on TE.com >](#)

Terminals & Splices > Splices > PIDG Butt Splices



Wire Size: .2 – .6 mm²

Sealable: No

Splice Features: **Serrated**

Compatible Insulation Diameter Range: 2.54 mm [.1 in]

[All PIDG Butt Splices \(28\)](#)

Features

Product Type Features

Splice Accessory Type	Splice
Sealable	No
Splice Type	Butt Splice
Compatible With Discrete Wire Type	Stranded
Wire Insulation Support Retention Type	Insulation Support

Configuration Features

Compatible With Wire & Cable Type	Discrete Wire
-----------------------------------	---------------

Body Features

Product Weight	.855 g
Insulation Material	Nylon
Splice Features	Serrated
Primary Product Color	Natural - Translucent

Contact Features

Terminal Plating Material	Tin
Contact Base Material	Copper
Barrel Type	Closed



Mechanical Attachment

Wire Insulation Support	With
-------------------------	------

Dimensions

Wire Size	320 – 1290 CMA
Compatible Insulation Diameter Range	2.54 mm[.1 in]
Product Length	26.29 mm[1.035 in]

Usage Conditions

Insulation Option	Fully Insulated
Operating Temperature Range	105 °C[221 °F]

Industry Standards

Government Qualified Splice	No
-----------------------------	----

Packaging Features

Packaging Quantity	2500
Packaging Method	Tape Mounted

Product Compliance

[For compliance documentation, visit the product page on TE.com>](#)

EU RoHS Directive 2011/65/EU	Compliant
EU ELV Directive 2000/53/EC	Compliant
China RoHS 2 Directive MIIT Order No 32, 2016	No Restricted Materials Above Threshold
EU REACH Regulation (EC) No. 1907/2006	Current ECHA Candidate List: JUNE 2023 (235) Candidate List Declared Against: JUNE 2023 (235) Does not contain REACH SVHC
Halogen Content	Low Halogen - Br, Cl, F, I < 900 ppm per homogenous material. Also BFR/CFR/PVC Free
Solder Process Capability	Not applicable for solder process capability

Product Compliance Disclaimer

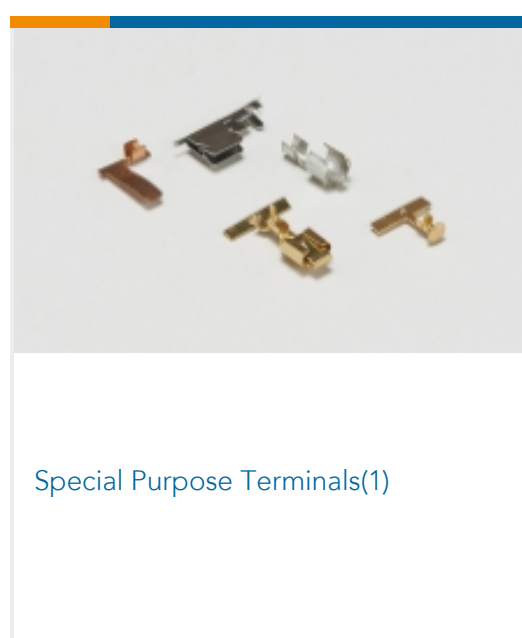
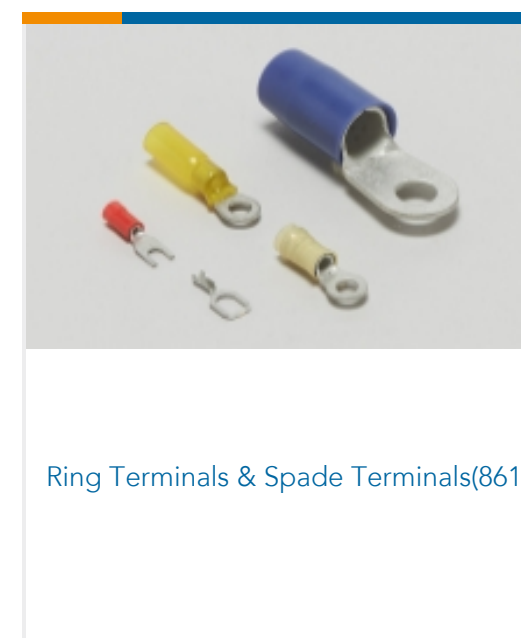
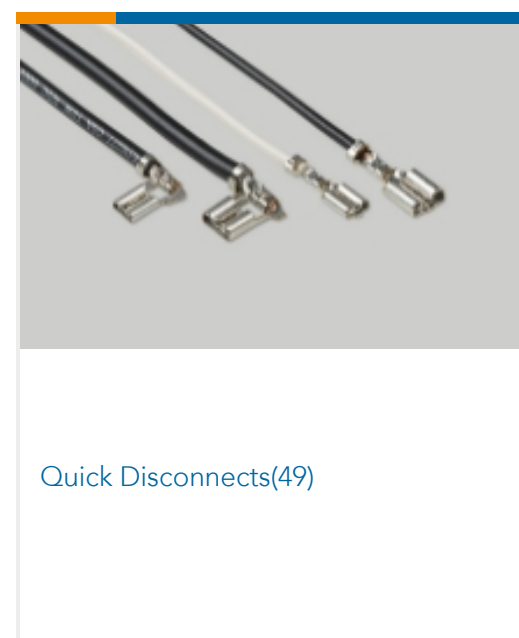

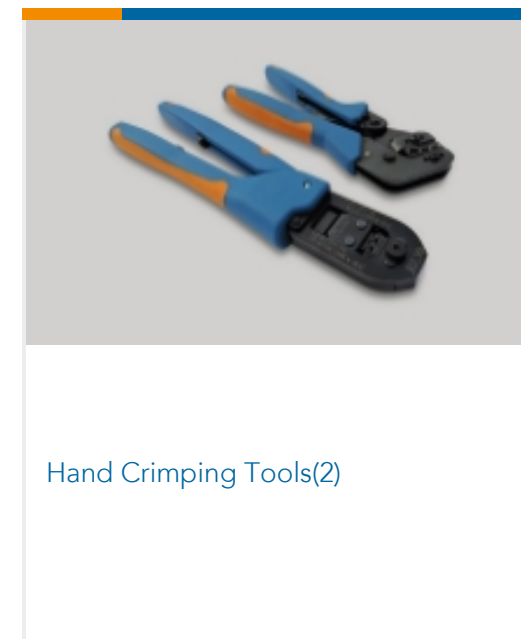
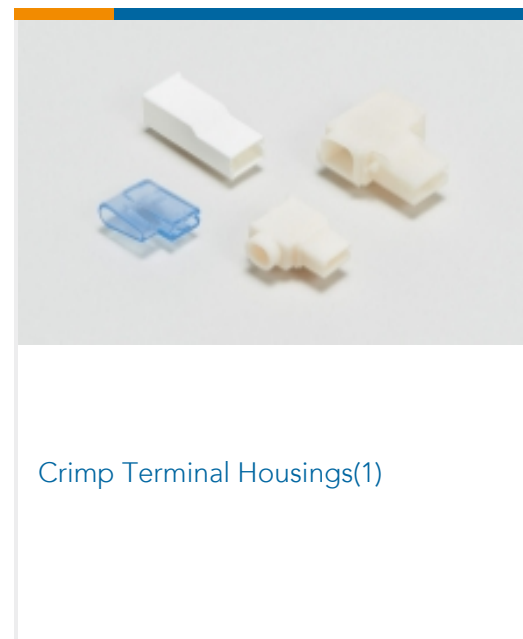
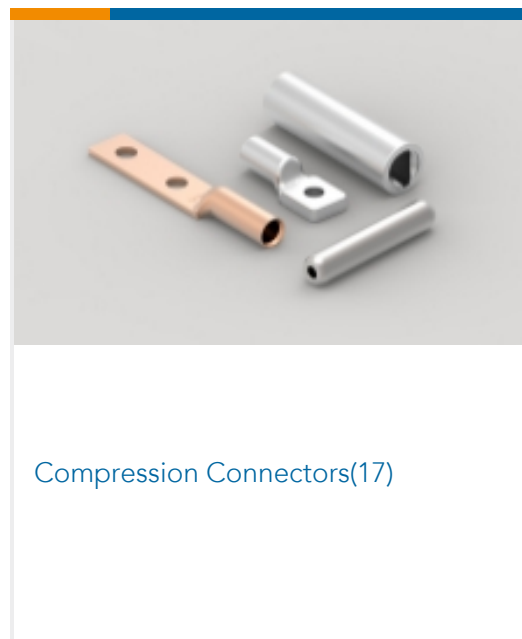
This information is provided based on reasonable inquiry of our suppliers and represents our current actual knowledge based on the information they provided. This information is subject to change. The part numbers that TE has identified as EU RoHS compliant have a maximum concentration of 0.1% by weight in homogenous materials for lead, hexavalent chromium, mercury, PBB, PBDE, DBP, BBP, DEHP, DIBP, and 0.01% for cadmium, or qualify for an exemption to these limits as defined in the Annexes of Directive 2011/65/EU (RoHS2). Finished electrical and electronic equipment products will be CE marked as required by Directive 2011/65/EU. Components may not be CE marked. Additionally, the part numbers that TE has identified as EU ELV compliant have a maximum concentration of 0.1% by weight in homogenous materials for lead, hexavalent chromium, and mercury, and 0.01% for cadmium, or qualify for an exemption to these limits

as defined in the Annexes of Directive 2000/53/EC (ELV). Regarding the REACH Regulation, the information TE provides on SVHC in articles for this part number is based on the latest European Chemicals Agency (ECHA) 'Guidance on requirements for substances in articles' posted at this URL: <https://echa.europa.eu/guidance-documents/guidance-on-reach>

Compatible Parts



Also in the Series | PIDG



Customers Also Bought



Documents

Product Drawings

SPLICE, BUTT, PIDG, 24-20, T&R

English

CAD Files

3D PDF

English

Customer View Model

[ENG_CVM_2-323975-3_M.2d_dxf.zip](#)

English

Customer View Model

[ENG_CVM_2-323975-3_M.3d_igs.zip](#)

English

Customer View Model

[ENG_CVM_2-323975-3_M.3d_stp.zip](#)

English

By downloading the CAD file I accept and agree to the [Terms and Conditions](#) of use.

Product Specifications



Application Specification

English