

2-2355088-1 ✓ ACTIVE

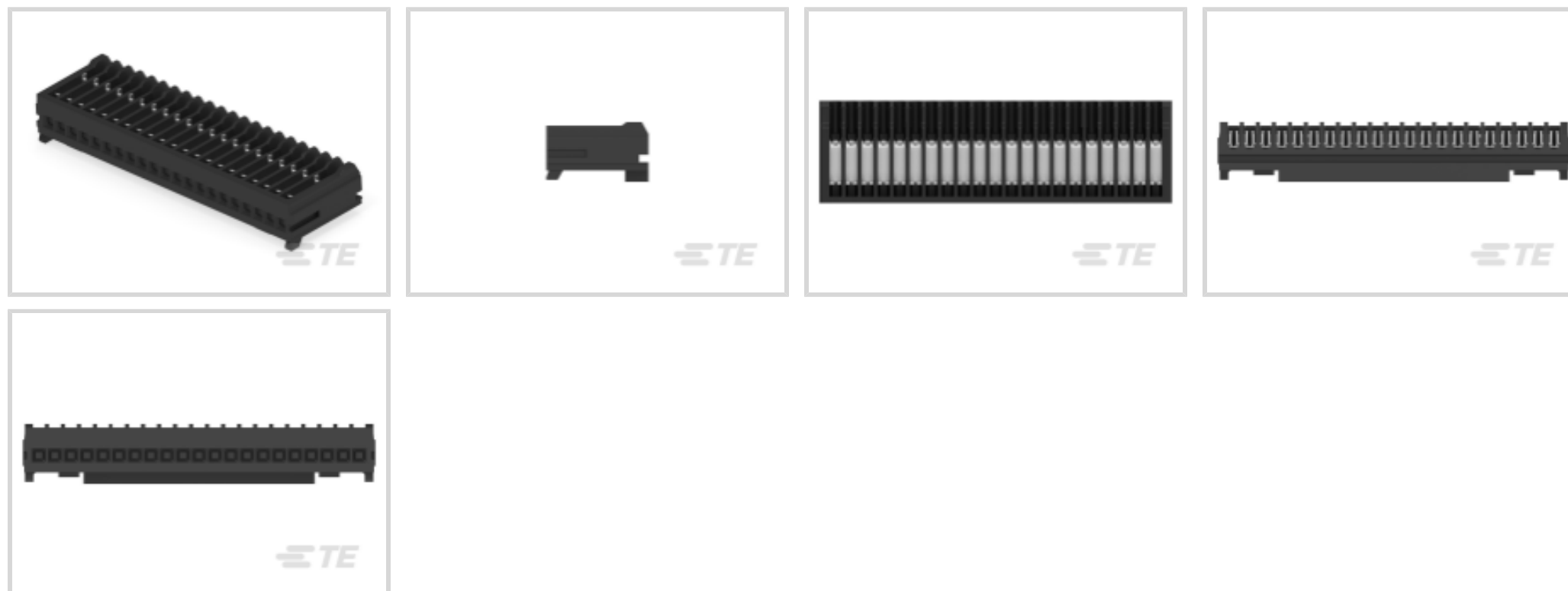
TE Internal #: 2-2355088-1

Connector Assembly, Receptacle, Wire-to-Board, 21 Position, .047 in [1.2 mm] Centerline, Insulation Displacement (IDC), 1 Row, Black, Mating Retention

[View on TE.com >](#)



Connectors > PCB Connectors > Wire-to-Board Connectors > Wire-to-Board Connector Assemblies & Housings



Connector Product Type: **Connector Assembly**

Connector & Housing Type: **Receptacle**

Connector System: **Wire-to-Board**

Number of Positions: **21**

Centerline (Pitch): **1.2 mm [ .047 in ]**

## Features

### Product Type Features

Connector Product Type	Connector Assembly
Connector & Housing Type	Receptacle
Connector System	Wire-to-Board
Connector & Contact Terminates To	Wire & Cable

### Configuration Features

Number of Positions	21
Number of Rows	1

### Electrical Characteristics

Termination Resistance	20 mΩ
Dielectric Withstanding Voltage (Max)	250 VAC
Insulation Resistance	100 MΩ
Operating Voltage	50 VAC

### Body Features

Primary Product Color	Black
-----------------------	-------



### Contact Features

Contact Retention Within Housing	With
Contact Layout	Inline
Contact Type	Receptacle
Contact Base Material	Phosphor Bronze
Contact Current Rating (Max)	2 A

### Termination Features

Termination Method to Wire & Cable	Insulation Displacement (IDC)
------------------------------------	-------------------------------

### Mechanical Attachment

Locking Latch Between Cavity Number	None
Strain Relief	With
Contact Retention Type Within Housing	Press-Fit
Mating Retention Type	Detent Latching
Mating Retention	With

### Housing Features

Housing Entry Configuration	Both Ends Open
Housing Material	66 Nylon (GF)
Centerline (Pitch)	1.2 mm [.047 in]

### Dimensions

Connector Length	26.4 mm [1.039 in]
Connector Height	4.47 mm [.175 in]
Connector Width	7.65 mm [.301 in]
Compatible Insulation Diameter Range	.86 – .9 mm [.033 – .035 in]
Wire Size	26 – 28 AWG

### Usage Conditions

Operating Temperature Range	30 – 85 °C
-----------------------------	------------

### Operation/Application

Circuit Application	Power & Signal
---------------------	----------------

### Industry Standards

RAST Version	None
Agency/Standard	UL
Approved Standards	UL E28476

UL Flammability Rating

UL 94V-0

### Packaging Features

Packaging Method

Bag/Carton

### Product Compliance

[For compliance documentation, visit the product page on TE.com>](#)

EU RoHS Directive 2011/65/EU

Compliant

EU ELV Directive 2000/53/EC

Compliant

China RoHS 2 Directive MIIT Order No 32, 2016

No Restricted Materials Above Threshold

EU REACH Regulation (EC) No. 1907/2006

Current ECHA Candidate List: JUNE 2023 (235)  
Candidate List Declared Against: JUNE 2023 (235)  
Does not contain REACH SVHC

Halogen Content

Not Low Halogen - contains Br or Cl &gt; 900 ppm.

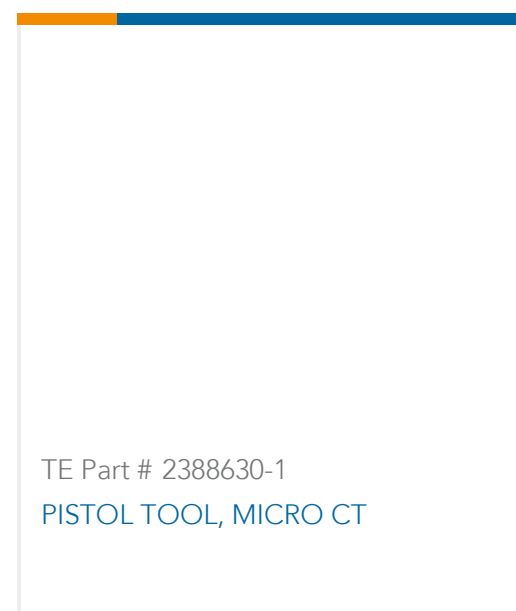
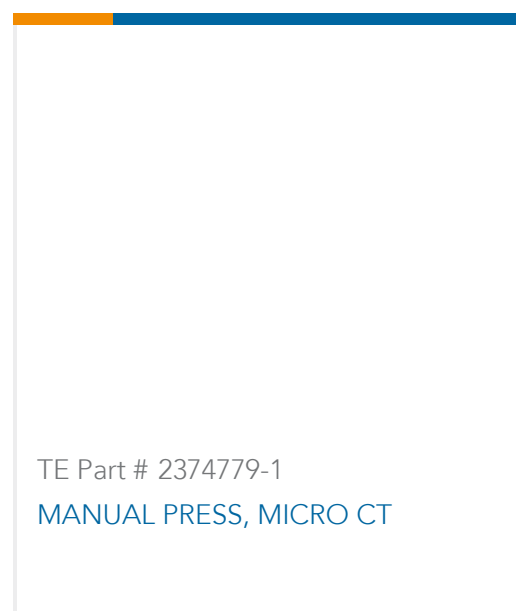
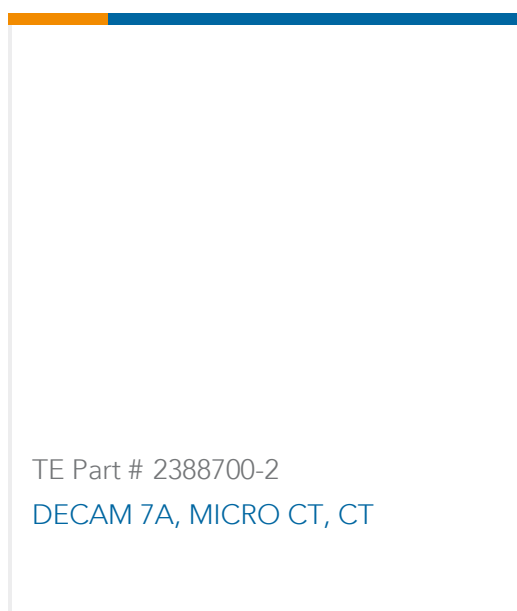
Solder Process Capability

Not reviewed for solder process capability


#### Product Compliance Disclaimer

This information is provided based on reasonable inquiry of our suppliers and represents our current actual knowledge based on the information they provided. This information is subject to change. The part numbers that TE has identified as EU RoHS compliant have a maximum concentration of 0.1% by weight in homogenous materials for lead, hexavalent chromium, mercury, PBB, PBDE, DBP, BBP, DEHP, DIBP, and 0.01% for cadmium, or qualify for an exemption to these limits as defined in the Annexes of Directive 2011/65/EU (RoHS2). Finished electrical and electronic equipment products will be CE marked as required by Directive 2011/65/EU. Components may not be CE marked. Additionally, the part numbers that TE has identified as EU ELV compliant have a maximum concentration of 0.1% by weight in homogenous materials for lead, hexavalent chromium, and mercury, and 0.01% for cadmium, or qualify for an exemption to these limits as defined in the Annexes of Directive 2000/53/EC (ELV). Regarding the REACH Regulation, the information TE provides on SVHC in articles for this part number is based on the latest European Chemicals Agency (ECHA) 'Guidance on requirements for substances in articles' posted at this URL: <https://echa.europa.eu/guidance-documents/guidance-on-reach>

### Compatible Parts



### Customers Also Bought



TE Part #179861-1  
AMP POWER D/LOCK PLUG HSG 4P



TE Part #2-353908-0  
CT REC HSG 20P CRIMP TYPE WHIT



TE Part #1-292215-8  
MINI CT SGL RELAY 18P NAT



TE Part #1-292254-5  
CT RELAY HDR ASSY 15P NAT



TE Part #4-353294-0  
AMP MINI D/R HDR HSG 40P NATU



TE Part #2-292254-9  
CT RELAY HDR ASSY 9P BLUE



TE Part #4-353293-0  
1.5MM CT MT REC ASSY 20P BLACK



TE Part #2-2355088-5  
MICRO CT CONN MT REC  
ASSEMBLY 25P

## Documents

### Product Drawings

#### MICRO CT CONN MT REC ASSEMBLY 21P

English

### CAD Files

#### Customer View Model

[ENG\\_CVM\\_CVM\\_2-2355088-1\\_C2.3d\\_igs.zip](#)

English

#### Customer View Model

[ENG\\_CVM\\_CVM\\_2-2355088-1\\_C2.3d\\_stp.zip](#)

English

#### Customer View Model

[ENG\\_CVM\\_CVM\\_2-2355088-1\\_C2.2d\\_dxf.zip](#)

English

### 3D PDF

3D

By downloading the CAD file I accept and agree to the [Terms and Conditions](#) of use.

### Datasheets & Catalog Pages

#### 1.2mm AMP Micro CT Connector Series

English

### Product Specifications

#### Application Specification

Japanese

### Product Environmental Compliance

#### Product Compliance



English

[Product Compliance](#)

English

---

[Agency Approvals](#)

[UL](#)

English