

2-2328724-1 ✓ ACTIVE




FPC

TE Internal #: 2-2328724-1

FPC Connectors, Wire-to-Board, 21 Position, .3 mm Centerline, Non-ZIF, Right Angle, Surface Mount, Height .039 in [1 mm], Width 7.8 mm [.3 in], Gold

[View on TE.com >](#)

[Connectors](#) > [PCB Connectors](#) > [Wire-to-Board Connectors](#) > [FFC, FPC & Ribbon Connectors](#) > [FPC Connectors](#) > [0.3mm FPC Connectors](#)



Connector System: **Wire-to-Board**

Number of Positions: **21**

Centerline (Pitch): **.3 mm**

Insertion Force Type: **Non-ZIF**

PCB Mount Orientation: **Right Angle**

[All 0.3mm FPC Connectors \(6\)](#)

Features

Product Type Features

PCB Connector Assembly Type	PCB Mount Receptacle
Connector Product Type	Connector Assembly
Connector System	Wire-to-Board
Insertion Force Type	Non-ZIF
Connector & Contact Terminates To	Printed Circuit Board

Configuration Features

Compatible With Wire & Cable Type	FFC, FPC
Number of Rows	1
Number of Positions	21
PCB Mount Orientation	Right Angle

Electrical Characteristics

Operating Voltage	30 VAC
-------------------	--------



Body Features

Actuator Color	Black
Primary Product Color	Natural

Contact Features

Contact Layout	Inline
Contact Type	Socket
Contact Shape & Form	Standard Flat
PCB Contact Termination Area Plating Material	Gold
Contact Base Material	Copper Alloy
Contact Mating Location	Bottom
Contact Mating Area Plating Material	Gold
Contact Current Rating (Max)	.5 A

Termination Features

Termination Method to Printed Circuit Board	Surface Mount
---	---------------

Mechanical Attachment

Mating Alignment	With
------------------	------

Housing Features

Housing Material	LCP (Liquid Crystal Polymer)
Centerline (Pitch)	.3 mm

Dimensions

Connector Height	1 mm [.039 in]
Connector Width	7.8 mm [.3 in]
Accepts Flex Cable Thickness	.2 mm [.008 in]

Usage Conditions

Operating Temperature Range	-40 – 85 °C [-40 – 185 °F]
-----------------------------	----------------------------

Packaging Features

Packaging Method	Tape & Reel
------------------	-------------

Product Compliance

For compliance documentation, visit the product page on [TE.com](https://www.te.com)>

EU RoHS Directive 2011/65/EU	Compliant
EU ELV Directive 2000/53/EC	Compliant





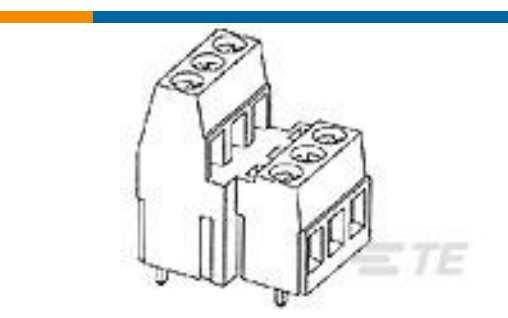





China RoHS 2 Directive MIIT Order No 32, 2016	No Restricted Materials Above Threshold
EU REACH Regulation (EC) No. 1907/2006	Current ECHA Candidate List: JUNE 2023 (235) Candidate List Declared Against: JUNE 2023 (235) Does not contain REACH SVHC
Halogen Content	Low Halogen - Br, Cl, F, I < 900 ppm per homogenous material. Also BFR/CFR/PVC Free
Solder Process Capability	Not reviewed for solder process capability

Product Compliance Disclaimer

This information is provided based on reasonable inquiry of our suppliers and represents our current actual knowledge based on the information they provided. This information is subject to change. The part numbers that TE has identified as EU RoHS compliant have a maximum concentration of 0.1% by weight in homogenous materials for lead, hexavalent chromium, mercury, PBB, PBDE, DBP, BBP, DEHP, DIBP, and 0.01% for cadmium, or qualify for an exemption to these limits as defined in the Annexes of Directive 2011/65/EU (RoHS2). Finished electrical and electronic equipment products will be CE marked as required by Directive 2011/65/EU. Components may not be CE marked. Additionally, the part numbers that TE has identified as EU ELV compliant have a maximum concentration of 0.1% by weight in homogenous materials for lead, hexavalent chromium, and mercury, and 0.01% for cadmium, or qualify for an exemption to these limits as defined in the Annexes of Directive 2000/53/EC (ELV). Regarding the REACH Regulation, the information TE provides on SVHC in articles for this part number is based on the latest European Chemicals Agency (ECHA) 'Guidance on requirements for substances in articles' posted at this URL: <https://echa.europa.eu/guidance-documents/guidance-on-reach>

Customers Also Bought

 <p>TE Part #4-2176231-9 3522 1K0 1% 3W</p>	 <p>TE Part #2309407-1 DDR4 SODIMM 260P 4.0H STD</p>	 <p>TE Part #826631-2 2P AMPMODU II PIN HEADER</p>	 <p>TE Part #216602-3 HV190 REC ASSY 1X 3P</p>
 <p>TE Part #796691-2 TERMI-BLOK PCB MOUNT 1&2 2P. 5</p>	 <p>TE Part #1-1879417-6 CPF 0603 750K 0.1% 25PPM 1K RL</p>	 <p>TE Part #EM6977-000 X4-0.6-0-SP</p>	 <p>TE Part #CONMCX002 MCX Jack 50 Ohm PCB Through Hole</p>



Documents

Product Drawings

[21PIN 0.3MMP FPC CONNECTOR,FRONT FLIP](#)

English

CAD Files

[3D PDF](#)

3D

Customer View Model

[ENG_CVM_CVM_2-2328724-1_A.2d_dxf.zip](#)

English

Customer View Model

[ENG_CVM_CVM_2-2328724-1_A.3d_igs.zip](#)

English

Customer View Model

[ENG_CVM_CVM_2-2328724-1_A.3d_stp.zip](#)

English

By downloading the CAD file I accept and agree to the [Terms and Conditions](#) of use.

Product Specifications

[Product Specification](#)

English