



Passive Components > Resistors > Surface Mount Resistors



Resistor Type: **General Purpose Resistor**
Number of Terminations: **2**
Package Size Code: **2010**
Packaging Method: **Taped & Reeled**
Passive Component Tolerance: **1 %**

Features

Product Type Features

Product Type	Fixed Resistor
Resistor Type	General Purpose Resistor
Package Size Code	2010
Element Type	Thick Film

Configuration Features

Number of Resistors	1
---------------------	---

Electrical Characteristics

Voltage Rating	200 V
Passive Component Tolerance	1 %
Resistance Class	1k Ω – 1M Ω
Resistance Value	1.5K Ω
Power Rating	.75 W

Termination Features

Number of Terminations	2
Surface Mount Resistor Termination Type	Solder

Dimensions

Passive Component Dimensions	5 x 2.5 x .55 mm
------------------------------	------------------



Usage Conditions

Temperature Coefficient	± 100 ppm/ $^{\circ}\text{C}$
-------------------------	-----------------------------------

Packaging Features

Packaging Method	Taped & Reeled
------------------	----------------

Product Compliance

For compliance documentation, visit the product page on TE.com>

EU RoHS Directive 2011/65/EU	Compliant with Exemptions
EU ELV Directive 2000/53/EC	Compliant with Exemptions
China RoHS 2 Directive MIIT Order No 32, 2016	Restricted Materials Above Threshold
EU REACH Regulation (EC) No. 1907/2006	Current ECHA Candidate List: JUNE 2023 (235) Candidate List Declared Against: JUNE 2023 (235) Does not contain REACH SVHC
Halogen Content	Low Halogen - Br, Cl, F, I < 900 ppm per homogenous material. Also BFR/CFR/PVC Free
Solder Process Capability	Reflow solder capable to 260 $^{\circ}\text{C}$

Product Compliance Disclaimer

This information is provided based on reasonable inquiry of our suppliers and represents our current actual knowledge based on the information they provided. This information is subject to change. The part numbers that TE has identified as EU RoHS compliant have a maximum concentration of 0.1% by weight in homogenous materials for lead, hexavalent chromium, mercury, PBB, PBDE, DBP, BBP, DEHP, DIBP, and 0.01% for cadmium, or qualify for an exemption to these limits as defined in the Annexes of Directive 2011/65/EU (RoHS2). Finished electrical and electronic equipment products will be CE marked as required by Directive 2011/65/EU. Components may not be CE marked. Additionally, the part numbers that TE has identified as EU ELV compliant have a maximum concentration of 0.1% by weight in homogenous materials for lead, hexavalent chromium, and mercury, and 0.01% for cadmium, or qualify for an exemption to these limits as defined in the Annexes of Directive 2000/53/EC (ELV). Regarding the REACH Regulation, the information TE provides on SVHC in articles for this part number is based on the latest European Chemicals Agency (ECHA) ‘Guidance on requirements for substances in articles’ posted at this URL: <https://echa.europa.eu/guidance-documents/guidance-on-reach>

Compatible Parts



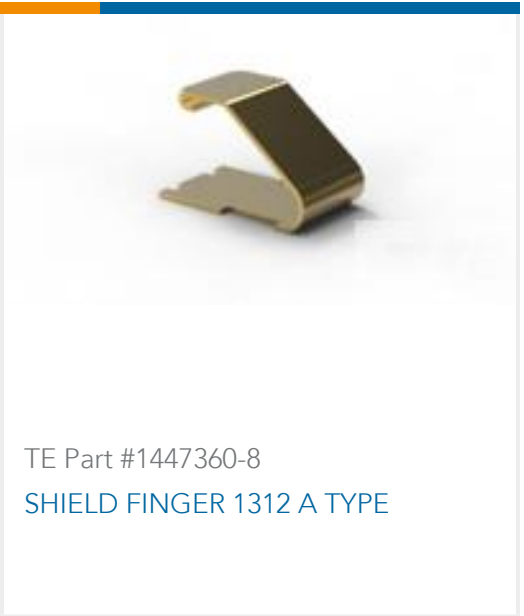

 TE Part # 1-2176341-7 CRGCQ 0805 220R 1%	 TE Part # 1-2176345-2 CRGCQ 1210 82R 1%	 TE Part # 1-2176347-7 CRGCQ 2010 220R 1%	 TE Part # 2176349-4 CRGCQ 2512 18R 1%
--	---	--	---



Also in the Series | [Neohm CRGCQ](#)



Customers Also Bought





Documents

Product Drawings

CRGCQ 2010 1K5 1%

English

CAD Files

3D PDF

3D

Customer View Model

ENG_CVM_CVM_2-2176347-7_BA.2d_dxf.zip

English

Customer View Model

ENG_CVM_CVM_2-2176347-7_BA.3d_igs.zip

English

Customer View Model

ENG_CVM_CVM_2-2176347-7_BA.3d_stp.zip

English

By downloading the CAD file I accept and agree to the [Terms and Conditions](#) of use.

Datasheets & Catalog Pages

CRGCQ Data Sheet

English