

2-1871935-9 ✓ ACTIVE

[Dynamic Series](#) | [Dynamic 1000 Series](#)

TE Internal #: 2-1871935-9

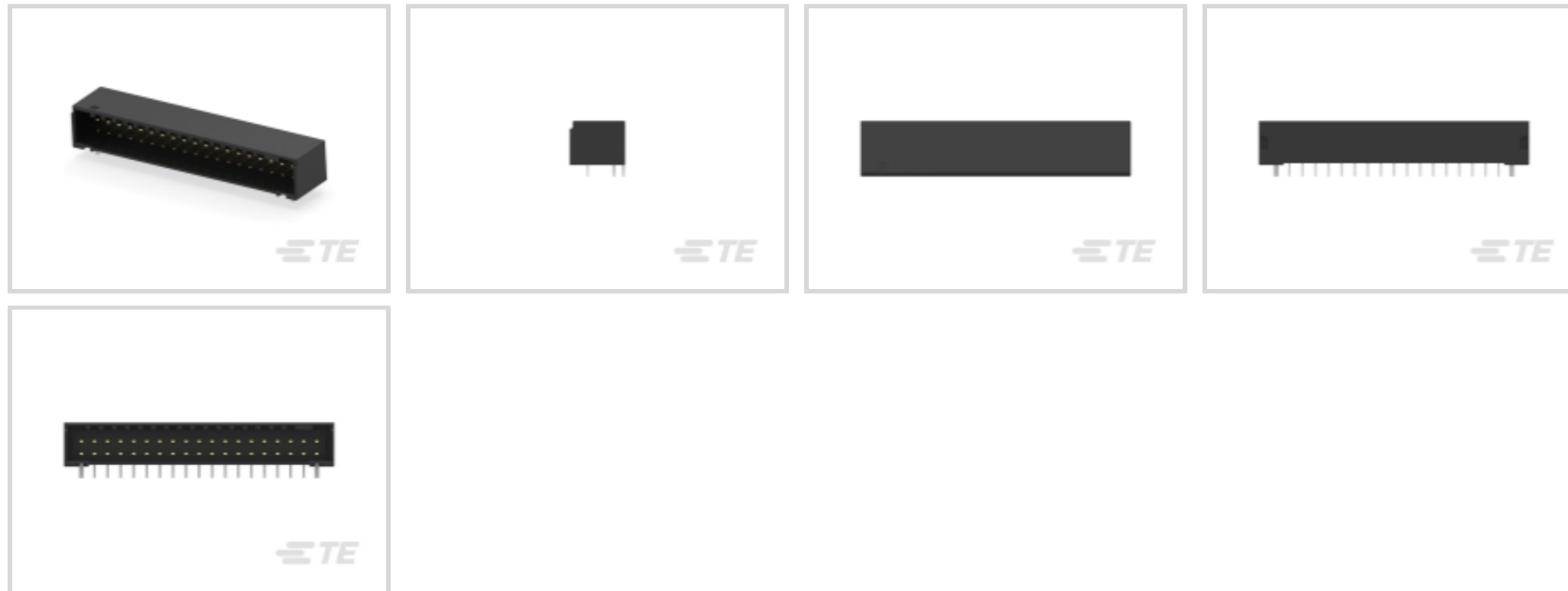
PCB Mount Header, Horizontal, Wire-to-Board, 38 Position, 3.5 mm

[.137 in] Centerline, Fully Shrouded, Gold, Dynamic 1000 Series

[View on TE.com >](#)



Connectors > PCB Connectors > PCB Headers & Receptacles > DYNAMIC 1900D HDR ASSY



Connector System: **Wire-to-Board**

Number of Positions: **38**

Number of Rows: **2**

Centerline (Pitch): **3.5 mm [.137 in]**

PCB Mount Orientation: **Horizontal**

[All DYNAMIC 1900D HDR ASSY \(9\)](#)

Features

Product Type Features

Connector System	Wire-to-Board
Header Type	Fully Shrouded
Sealable	No
Connector & Contact Terminates To	Printed Circuit Board
PCB Connector Assembly Type	PCB Mount Header

Configuration Features

Number of Positions	38
Number of Rows	2
PCB Mount Orientation	Horizontal

Body Features

Primary Product Color	Black
-----------------------	-------

Contact Features

Contact Mating Area Plating Material Thickness	.38 μ m[15 μ in]
--	--------------------------



Contact Mating Area Plating Material	Gold
--------------------------------------	------

Contact Type	Pin
--------------	-----

Contact Current Rating (Max)	1 A
------------------------------	-----

Termination Features

Termination Method to Printed Circuit Board	Through Hole - Solder
---	-----------------------

Mechanical Attachment

Mating Alignment Type	Keyed
-----------------------	-------

Mating Retention	With
------------------	------

PCB Mount Retention Type	Retention Leg
--------------------------	---------------

Connector Mounting Type	Board Mount
-------------------------	-------------

Mating Alignment	With
------------------	------

PCB Mount Alignment	Without
---------------------	---------

PCB Mount Retention	With
---------------------	------

Housing Features

Housing Material	Polyester GF
------------------	--------------

Centerline (Pitch)	3.5 mm [.137 in]
--------------------	------------------

Usage Conditions

Operating Temperature Range	-30 – 105 °C [-22 – 221 °F]
-----------------------------	-----------------------------

Operation/Application

Circuit Application	Power & Signal
---------------------	----------------

Industry Standards

UL Flammability Rating	UL 94V-0
------------------------	----------

Packaging Features

Packaging Type	Box, Tube
----------------	-----------

Product Compliance

[For compliance documentation, visit the product page on TE.com>](#)

EU RoHS Directive 2011/65/EU	Compliant
------------------------------	-----------

EU ELV Directive 2000/53/EC	Compliant
-----------------------------	-----------

China RoHS 2 Directive MIIT Order No 32, 2016	No Restricted Materials Above Threshold
---	---

EU REACH Regulation (EC) No. 1907/2006	Current ECHA Candidate List: JUNE 2023 (235)
--	---



Candidate List Declared Against: JUNE 2023 (235)
Does not contain REACH SVHC

Halogen Content

Not Low Halogen - contains Br or Cl > 900 ppm.

Solder Process Capability

Wave solder capable to 265°C


Product Compliance Disclaimer

This information is provided based on reasonable inquiry of our suppliers and represents our current actual knowledge based on the information they provided. This information is subject to change. The part numbers that TE has identified as EU RoHS compliant have a maximum concentration of 0.1% by weight in homogenous materials for lead, hexavalent chromium, mercury, PBB, PBDE, DBP, BBP, DEHP, DIBP, and 0.01% for cadmium, or qualify for an exemption to these limits as defined in the Annexes of Directive 2011/65/EU (RoHS2). Finished electrical and electronic equipment products will be CE marked as required by Directive 2011/65/EU. Components may not be CE marked. Additionally, the part numbers that TE has identified as EU ELV compliant have a maximum concentration of 0.1% by weight in homogenous materials for lead, hexavalent chromium, and mercury, and 0.01% for cadmium, or qualify for an exemption to these limits as defined in the Annexes of Directive 2000/53/EC (ELV). Regarding the REACH Regulation, the information TE provides on SVHC in articles for this part number is based on the latest European Chemicals Agency (ECHA) 'Guidance on requirements for substances in articles' posted at this URL: <https://echa.europa.eu/guidance-documents/guidance-on-reach>

Compatible Parts



Also in the Series | Dynamic 1000 Series




Connector Contacts(1)



Insertion & Extraction Tools(2)



PCB Connector Keying(1)



PCB Connector Mounting(2)



PCB Headers & Receptacles(173)



Rectangular Connector Housings(2)



Standard Rectangular Connectors(1)



Wire-to-Board Connector Assemblies & Housings(157)



Wire-to-Board Connector Contacts(39)

Customers Also Bought



TE Part #4-1393224-2
RY211005



TE Part #1393219-6
PE014012



TE Part #5-1879208-0
CPF 0402 1K1 0.1% 25PPM 1K RL



TE Part #9-1415053-1
SR4M4018



TE Part #5207953-2
SCREWLOCK, ZN PLTD



TE Part #1649329-4
RTE24012



TE Part #1-1393243-9
RTE25005



TE Part #1-2271452-4
14 PIN BTB CONNECTOR, REC HDR ASSEMBLY



TE Part #292254-3
CT RELAY HDR ASSY 3P NAT

Documents



Product Drawings

DYNAMIC 1900D HDR ASSY H-TYPE 38P

English

CAD Files

3D PDF

3D

Customer View Model

[ENG_CVM_CVM_2-1871935-9_D_c-2-1871935-9-d.2d_dxf.zip](#)

English

Customer View Model

[ENG_CVM_CVM_2-1871935-9_D_c-2-1871935-9-d.3d_igs.zip](#)

English

Customer View Model

[ENG_CVM_CVM_2-1871935-9_D_c-2-1871935-9-d.3d_stp.zip](#)

English

By downloading the CAD file I accept and agree to the [Terms and Conditions](#) of use.

Datasheets & Catalog Pages

DYNAMIC SPRING CLAMP SERIES

English

DYNAMIC SPRING CLAMP SERIES

Japanese

[1-1773732-4_DYNAMIC_SERIES_CATALOG_ENGLISH](#)

Japanese

[1-1773732-4_DYNAMIC_SERIES_CATALOG_ENGLISH](#)

English

Product Specifications

Product Specification

Japanese

Agency Approvals

UL Report

English