

2-1871935-5 ✓ ACTIVE

[Dynamic Series](#) | [Dynamic 1000 Series](#)

TE Internal #: 2-1871935-5

PCB Mount Header, Horizontal, Wire-to-Board, 30 Position, 3.5 mm  
[.137 in] Centerline, Fully Shrouded, Gold, Dynamic 1000 Series

[View on TE.com >](#)



Connectors > PCB Connectors > PCB Headers & Receptacles > DYNAMIC 1900D HDR ASSY



Connector System: **Wire-to-Board**

Number of Positions: **30**

Number of Rows: **2**

Centerline (Pitch): **3.5 mm [.137 in]**

PCB Mount Orientation: **Horizontal**

[All DYNAMIC 1900D HDR ASSY \(9\)](#)

## Features

### Product Type Features

Connector System	Wire-to-Board
Header Type	Fully Shrouded
Sealable	No
Connector & Contact Terminates To	Printed Circuit Board
PCB Connector Assembly Type	PCB Mount Header

### Configuration Features

Number of Positions	30
Number of Rows	2
PCB Mount Orientation	Horizontal

### Body Features

Primary Product Color	Black
-----------------------	-------

### Contact Features

Contact Mating Area Plating Material Thickness	.38 $\mu$ m[15 $\mu$ in]
--	--------------------------



Contact Mating Area Plating Material	Gold
--------------------------------------	------

Contact Type	Pin
--------------	-----

Contact Current Rating (Max)	1 A
------------------------------	-----

### Termination Features

Termination Method to Printed Circuit Board	Through Hole - Solder
---	-----------------------

### Mechanical Attachment

Mating Alignment Type	Keyed
-----------------------	-------

Mating Retention	With
------------------	------

PCB Mount Retention Type	Retention Leg
--------------------------	---------------

Connector Mounting Type	Board Mount
-------------------------	-------------

Mating Alignment	With
------------------	------

PCB Mount Alignment	Without
---------------------	---------

PCB Mount Retention	With
---------------------	------

### Housing Features

Housing Material	Polyester GF
------------------	--------------

Centerline (Pitch)	3.5 mm [.137 in]
--------------------	------------------

### Usage Conditions

Operating Temperature Range	-30 – 105 °C [-22 – 221 °F]
-----------------------------	-----------------------------

### Operation/Application

Circuit Application	Power & Signal
---------------------	----------------

### Industry Standards

UL Flammability Rating	UL 94V-0
------------------------	----------

### Packaging Features

Packaging Type	Box, Tube
----------------	-----------

### Product Compliance

[For compliance documentation, visit the product page on TE.com>](#)

EU RoHS Directive 2011/65/EU	Compliant
------------------------------	-----------

EU ELV Directive 2000/53/EC	Compliant
-----------------------------	-----------

China RoHS 2 Directive MIIT Order No 32, 2016	No Restricted Materials Above Threshold
---	---

EU REACH Regulation (EC) No. 1907/2006	Current ECHA Candidate List: JUNE 2023 (235)
--	---

Candidate List Declared Against: JUNE 2023 (235)  
Does not contain REACH SVHC

Halogen Content

Not Low Halogen - contains Br or Cl > 900 ppm.

Solder Process Capability

Wave solder capable to 265°C

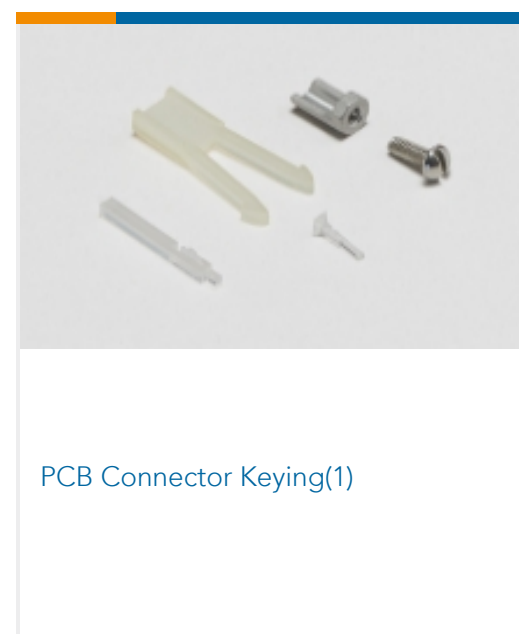
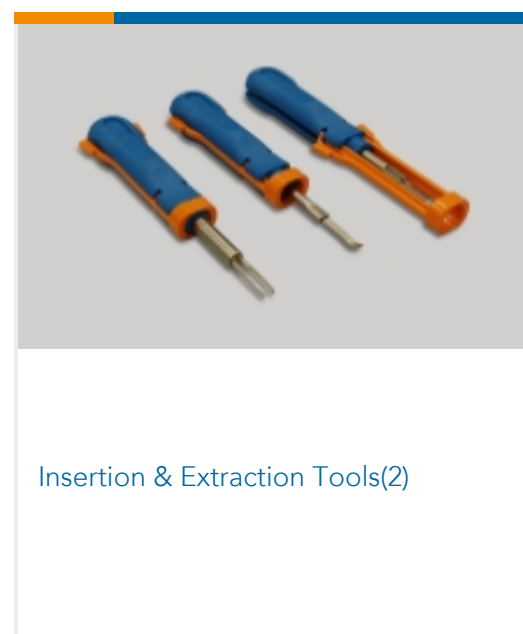
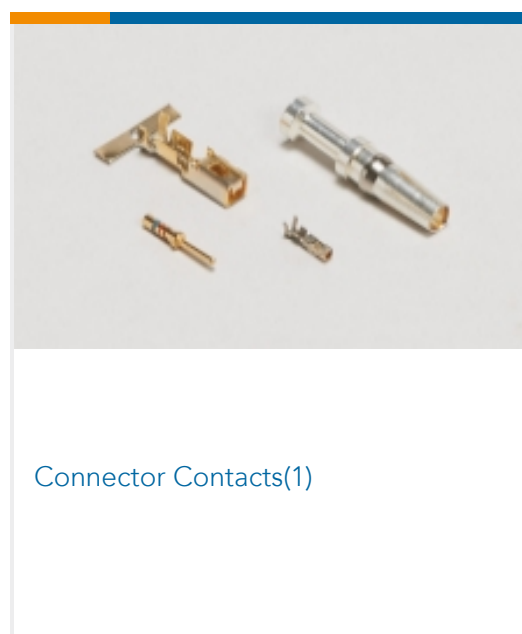
Product Compliance Disclaimer

This information is provided based on reasonable inquiry of our suppliers and represents our current actual knowledge based on the information they provided. This information is subject to change. The part numbers that TE has identified as EU RoHS compliant have a maximum concentration of 0.1% by weight in homogenous materials for lead, hexavalent chromium, mercury, PBB, PBDE, DBP, BBP, DEHP, DIBP, and 0.01% for cadmium, or qualify for an exemption to these limits as defined in the Annexes of Directive 2011/65/EU (RoHS2). Finished electrical and electronic equipment products will be CE marked as required by Directive 2011/65/EU. Components may not be CE marked. Additionally, the part numbers that TE has identified as EU ELV compliant have a maximum concentration of 0.1% by weight in homogenous materials for lead, hexavalent chromium, and mercury, and 0.01% for cadmium, or qualify for an exemption to these limits as defined in the Annexes of Directive 2000/53/EC (ELV). Regarding the REACH Regulation, the information TE provides on SVHC in articles for this part number is based on the latest European Chemicals Agency (ECHA) 'Guidance on requirements for substances in articles' posted at this URL: <https://echa.europa.eu/guidance-documents/guidance-on-reach>

## Compatible Parts



## Also in the Series | Dynamic 1000 Series





PCB Headers & Receptacles(173)



Rectangular Connector Housings(2)



Standard Rectangular Connectors(1)



Wire-to-Board Connector Assemblies & Housings(157)



Wire-to-Board Connector Contacts(39)

## Customers Also Bought



TE Part #T4171210004-001  
M12,FRONT MOUNTING,MALE,A,4P,  
0.2M WIRE



TE Part #T4041017031-000  
M8.FMLE.PNLREAR.3POS.STR PCB



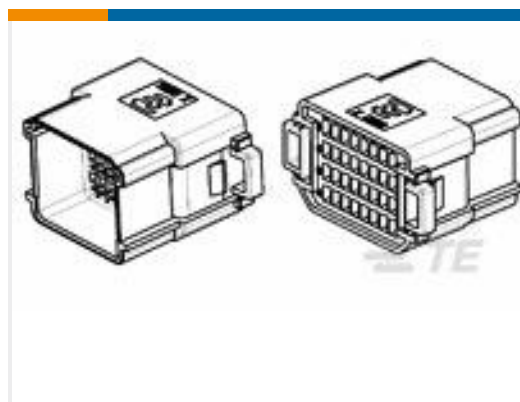
TE Part #T4140L12051-000  
M12,REAR MOUNT,MALE,L,4P+PE,  
SOLDER PCB



TE Part #2-2172068-2  
M8 FEMALE R/A PNL.3P.PCB (AU)



TE Part #173682-1  
MULTILOCK, RECEPTACLE AND TAB



TE Part #1981556-1  
ME M D1100 24P-R TAB HSG ASSY



TE Part #1981560-1  
ME M D1100 24P-R PLUG CASE ASSY



TE Part #T4162124005-001  
RPC-M12-5MS-0.5SH-M12-5FR-PUR

## Documents

### Product Drawings

[DYNAMIC 1900D HDR ASSY H-TYPE 30P](#)

English

### CAD Files

[3D PDF](#)

[3D](#)

[Customer View Model](#)

[ENG\\_CVM\\_CVM\\_2-1871935-5\\_D\\_c-2-1871935-5-d.2d\\_dxf.zip](#)



English

**Customer View Model**

[ENG\\_CVM\\_CVM\\_2-1871935-5\\_D\\_c-2-1871935-5-d.3d\\_igs.zip](#)

English

**Customer View Model**

[ENG\\_CVM\\_CVM\\_2-1871935-5\\_D\\_c-2-1871935-5-d.3d\\_stp.zip](#)

English

By downloading the CAD file I accept and agree to the [Terms and Conditions](#) of use.

---

### Datasheets & Catalog Pages

**DYNAMIC SPRING CLAMP SERIES**

English

**DYNAMIC SPRING CLAMP SERIES**

Japanese

[1-1773732-4\\_DYNAMIC\\_SERIES\\_CATALOG\\_ENGLISH](#)

Japanese

[1-1773732-4\\_DYNAMIC\\_SERIES\\_CATALOG\\_ENGLISH](#)

English

---

### Product Specifications

**Product Specification**

Japanese

---

### Agency Approvals

**UL Report**

English